

2002

OWNERS MANUAL



19 SKIER

PROSTAR 197

PROSTAR 190

PROSTAR 190 SAMMY DUVALL SIGNATURE SERIES

PROSTAR 209

PROSTAR 209 SAMMY DUVALL SIGNATURE SERIES

PROSTAR 205 VRS

X-5

X-7

X-9

X-STAR

X-10

X-30



WELCOME ABOARD

Congratulations on your choice of the finest ski boat available. MasterCraft is the recognized world leader for inboard ski boats today and has been for more than 30 consecutive years. The quality, innovation, selection and value are unmatched in the industry.

MasterCraft

19 Skier

ProStar 197

ProStar 190 EVO

ProStar 190

Sammy Duvall

Signature Series

ProStar 209

ProStar 209

Sammy Duvall

Signature Series

ProStar 205 VRS

Please take a few minutes to read this owners manual completely in addition to carefully reviewing the Operations and Maintenance Manual that was also provided with your new boat. These publications will help answer most of the remaining questions you may have about your new boat.

Every effort has been made to make this manual accurate. All information is based on the latest product information available at the time of printing.

Because of our policy of continuous product improvement, we reserve the right to make changes at any time, without notice, in specifications and models and also to discontinue models. The right is also reserved to change specifications, parts or accessories at any time without incurring any obligation to equip the same on models manufactured before the date of the change.

X-Series

X-5

X-7

X-9

X-Star

X-10

X-30

MariStar

MariStar 210

MariStar 230

MariStar 230 SV



The continuing accuracy of this manual cannot be guaranteed. The illustrations used in this manual are intended only as representative reference views and may not depict actual model component parts. Information about



WELCOME TO THE WONDERFUL WORLD OF
TEAM MASTERCRAFT


Purchasing a new MasterCraft, MariStar or X-Series boat has the added benefit of automatic one-year membership in the fun that is Team MasterCraft. And your membership will be renewable in succeeding years, too.

No other manufacturer offers so much in terms of product, customer service, an outstanding dealer network and just pure fun by keeping other boat owners like you informed in print and online, and bringing you together in social settings.

As a member of the exclusive Team MasterCraft, you will receive:

- a Team MasterCraft tee-shirt.
- a membership kit filled with custom Team MasterCraft items.
- a personalized membership card and certificate.
- A year's subscription to STAR, the official MasterCraft owners magazine.


You'll also be invited to special events around the country throughout the year.




Among the national, regional and local events about which you'll learn more and be invited to attend are the Water Ski Pro Tour, Regional Amateur Championships, and MasterCraft Reunion events. At most of these, you'll also be allowed into restricted areas set aside for Team MasterCraft, with excellent views of on-water events, and lots of opportunities to compare notes with other Team members, admire each others' boats, compete for prizes and have a wonderful time.



As sponsor of many events and a Pro Team of skiers and wakeboarders, MasterCraft is hands-on in the sport. You'll have opportunities to meet, receive autographs from and talk to some of the top stars. You'll also take pride when you see MasterCraft boats pulling events on television—and even in the movies!



MasterCraft will also alert you to very special events, such as Camp MasterCraft, where "kids" of all ages attend to learn more about skiing and boarding. You can keep track of everything by logging on to www.mastercraft.com, and checking out all the exciting events going on around the country for Team MasterCraft members!





HOW YOUR BOAT IS BUILT

HERE IS A QUICK
WALK THROUGH OUR
STATE-OF-THE-ART
MANUFACTURING
FACILITY, WITH SOME
FACTS ABOUT EACH
STEP OF THE PROCESS.



THE MASTERCRAFT DESIGN PROCESS:

THE PERFECT BLENDING OF ART AND SCIENCE

Our engineers and designers have never been able to leave well enough alone. Armed with true 3-D computer-aided design technology, they have a design approach that allows them to visualize and create every part of the boat on the computer—the same way it's done in the automotive industry. No other ski boat company even comes close to our technology—or to our talent. It's the most advanced team in the business, and the fruits of its labor are evident in every 2002 MasterCraft model.

But at MasterCraft, we're not just designing better boats. We're designing better ways to build them. Today's MasterCrafts are built better, smarter and lighter. Which means you have the most durable, most carefree and most reliable boat on the planet.

Even with the most advanced technology available, however, MasterCraft will never replace an important step in the design: *hands-on involvement*. Our artisans use clay modeling, inspired by the automotive industry, to touch and feel every surface of the boat before it ever sees a mold. Changes are made overnight. And remade over and over again until every aspect of the ergonomics, styling and design is just right. When everything is flawless, we build the part, carefully crafting each piece by hand. This careful blending of technology, experience and intuition allows us to reduce the time it takes to introduce innovations into our boats.

We're proud of the balance we've achieved and of the results we're getting. For example, parametric modeling and finite element analysis allow us to create computerized images of each part long before we build it. We zero in to test stress levels and to perfect tolerances to the last thousandth of an inch. The result is a boat that has minimum weight and maximum strength. A boat that is powerful, durable and seamless from bow to stern.

THE MASTERCRAFT LIFEMASTER™

CONSTRUCTION PROCESS

We use an exclusive process that we call LifeMaster™, an eight-step production method that gives every MasterCraft strength and reliability that ordinary boats can not equal. We believe in this process so much that we offer a limited lifetime warranty on every new MasterCraft. The warranty is even transferable to a second owner for up to five years.

The first step in the LifeMaster™ Process is our boat molds. Our molds are built to tighter tolerances than most boats, with steel reinforcement to prevent flexing and to maintain precision. After every fourth use, molds are hand-waxed with an industrial quality paste wax. This ensures a mirror-like gelcoat finish and easy mold release. After 50 uses, every mold is sent back to the mold maintenance shop for a complete overhaul, allowing us to produce a boat with a superior finish. Also note that our molds are green in color. Our molds used to be orange, but we discovered that the green pigment was more environmentally friendly (no lead), so we switched.

STEP 2: GEL COAT

Boats are built from the outside in. The first layer to be applied to the mold is our special Ultimate 8000™ neopentyl glycol/isophthalic 20 mil gel coat. Our skilled production team can control our gel coat to tolerances within .005" for optimum strength, gloss and resistance to cracking, fading, blistering and water and chemical damage. Most manufacturers do not even have standards for gel coat thickness.

Some graphics are applied right in the gel coat, and this extra care pays off. New MasterCrafts come out of the mold with a gloss that looks like they were just waxed and buffed.

STEP 3: HAND-LAID FIBERGLASS

There are many ways of building boats, but the best way we have found is to do it by hand. MasterCraft uses multiple layers of hand-laid fiberglass for the hull and structural components. Three types of fiberglass are used: matting, woven roving and coremat. There are even two types of woven roving—biaxial stitched and triaxial stitched cloth.

Why so many? Because the different types of fiberglass provide strength in different directions. The result is a hull that resists the tremendous forces generated by running across the water at high speed and taking tight turns.

Our hand-laid method is superior to chopper-gun fiberglass application because it ensures uniform strength and consistency throughout the boat. Chopper guns can create thin spots in the hull that are weak.

STEP 4: INTEGRAL MONOCOQUE™

STRINGER SYSTEM

MasterCraft uses no wood for structural components. Over time, wood weakens and rots. MasterCraft pioneered the use of fiberglass stringers (or hull bracing system) in ski boat construction.

All the way back in 1983, we developed an entirely new stringer system. The exclusive Monocoque™ stringers, constructed of bi-directional fiberglass and closed-cell foam, are precision built to aerospace tolerances, then fiberglassed into the hull so that they become an integral part of the structure. It is as if the hull and stringers are one single piece.

That means extra strength, more stability, and a great feel for the driver.



THE SUCCESS OF A

BOAT STARTS AT


THE BEGINNING.

AT MASTERCRAFT,

THERE'S NO CHOP,

NO SHORT-CUTS.





AT MASTERCRAFT,
WE BUILD THEM
LIKE WE'RE
BUILDING THEM
FOR OURSELVES.
ISN'T THAT THE
ONLY WAY?



The fiberglass floor liner, another hull component that adds strength, is chemically bonded with GlassLock™ to the hull and stringers, under tons of pressure. The result is a bond that is stronger than the fiberglass itself, proven far superior to mechanical bonds that other companies use.

Then, 3/8" AnchorLOK™ reinforcement steel plates are laminated into the hull to provide rigid mounting points for the engine, ski pylon, rear lifting rings and the swim platform. Many boat companies mount the engine and other components directly into fiberglass or wood, resulting in stress cracking and inevitable failure.

STEP 6: FOAM FLOTATION

After the floor liner is in place, pressurized closed-cell flotation foam is injected into the spaces between the hull and floor liner to produce a solid, rigid, one-piece structure. Foam also deadens noise and provides positive flotation for the boat, which is an added safety feature.

Coast Guard regulations do not require foam in boats over 20', but all MasterCraft models feature foam.

STEP 7: COMPOSITE FLOOR PANELS/ DRIVE TRAIN COVERS

The next step in the process is to install floors made of composite materials in the hull of the boat to cover the drive train. These units are both strong and lightweight. Unlike wood, they will never warp or rot. This is critical because carpet can absorb water and hold it, causing wood floor panels to start deteriorating long before the rest of the boat.

STEP 8: BONDING DECK AND HULL

The final step in the LifeMaster™ process is to bond the deck and hull together. The deck is mechanically bonded to the hull with silicone and fasteners for strength, water tightness and durability.

Some companies simply use fasteners to bond the deck and hull together. This can create stress points in the fiberglass. Others use fiberglass to seal the joint, but this can cause problems if there is ever a need to remove the deck for a major repair.

Our system uses stainless steel fasteners that are anchored into a high density polyethylene DuraBak™ backing strip. This takes the pressure off the fiberglass and provides a bond that is exceptionally strong—but can be taken apart if there is ever the need for a major repair.

SMALL FIBERGLASS PARTS

Like the hull of the boat, all small fiberglass components, such as trailer fenders and motor boxes are constructed of hand-laid fiberglass for strength. A separate manufacturing line is dedicated to these components.



PUTTING THE PIECES TOGETHER

RIGGING

On the rigging line, all interior components such as engines, fuel tanks, carpet, upholstery and finish details are hand-installed by skilled craftspeople. Every MasterCraft comes pre-wired for all available options and has a moisture-proof wiring harness.

The order of installation has been carefully choreographed so that parts are never in the way of workers and therefore do not get damaged.

MASTERCRAFT MARINE POWER ENGINES BY INDMAR

The standard engine for 2002 is the Predator, a Vortec 5.7-liter V-8 engine with electronic throttle-body fuel injection. One ride makes it clear how it got its name. For those who want even more power, however, there is also the optional 5.7-liter LTR™. This 330-horsepower, ski-specific, multi-port EFI V-8 is Vortec-based and features an exclusive MasterCraft/Indmar fuel delivery system with an elongated, ski-tuned plenum. It produces jump-up acceleration and an astonishing broad, flat torque curve all the way to wide-open throttle. And the big daddy, the new Vortec L18 HO 8.1 liter V-8 with 496 cubic inches that puts out a whopping 425 horsepower.

Our exclusive EFI Management System™ controls all our engines in three key areas: fuel, spark and air. This system constantly monitors more than 30 engine factors to calculate the optimum performance under any load, in any condition and at any altitude. We program each electronic control module (ECM) to pinpoint the optimal RPMs, fuel quality and coolant temperature needed to give each engine model maximum skiability. If there's a problem, the ECM reacts within microseconds to correct it, or to prevent any further damage to the engine.


That is what makes our engines smarter. But they are tougher too, because of extra quality steps like a waterproof ECM, a seven-step paint process, precision machining of components and crankshaft-driven water pumps. And don't forget, MasterCraft engines come with a three-year warranty.

But we couldn't talk about engines this year and forget the award-winning Cadillac® Northstar®, which engine cranks out tons of torque at every speed from idle to full-throttle. However, its torque release is biased toward mid-range situations. This engine has power exactly where the skier wants it.

Limp-home mode shuts down individual cylinders if the engine ever loses coolant. Each Northstar engine comes standard with a closed cooling system and is mated to MasterCraft's famous 1.5:1 PowerSlot™ transmission.

It's fitting that MasterCraft would team up with Cadillac. And that, of all the boat manufacturers in the world, Cadillac would choose to align itself with MasterCraft and Indmar.

AT MASTERCRAFT,
SKILLED CRAFTS-
PEOPLE TAKE
GREAT PRIDE IN
BUILDING THE
BEST SKI BOATS
IN THE WORLD.
COME VISIT AND
SEE HOW WE DO IT.





THE MOST
IMPORTANT
ELEMENT IN OUR
PROCESS IS THE
PRIDE OUR
EMPLOYEES
TAKE
IN A JOB
WELL-DONE.



MasterCraft produces its own custom upholstery using multiple layers of high density Cel-Master™ foam, rotocast polyethylene frames and backs (instead of wood), premium vinyl and triple stitching.

MasterCraft uses the highest grade marine vinyl with more than double the surface weight and 20% more tear-resistance than vinyls used on other boats. It is treated with mildew inhibitors and UV-protected triple stitching combined with reinforced backing and heavy-duty UV-protected thread keeps the upholstery together. It has been rigidly tested under all sorts of circumstances to make sure it keeps its color and does not crack, even after years of use. In some places, the vinyl is foam-backed so that it gives a more defined curve around edges and provides a more tailored look.

Our upholsterers are experienced craftspeople. Some have more than 20 years of upholstery experience. And every metal component on a MasterCraft is either stainless steel or other non-corrosive material. Even upholstery staples are marine grade stainless steel. Upholstery has a one-year warranty.

LAKE TESTING

Every MasterCraft that comes off our assembly line must pass a 30-point quality assurance on-the-water test. A TECH1 analyzer is used to check for engine anomalies and calibrate all gauges. Steps are taken to resolve any issues before the boat can be prepped for shipment.

FINAL FINISH

Although our Ultimate 8000™ gel coat has remarkable luster on its own, every new MasterCraft is carefully cleaned and mirror glazed before it is loaded.

Many of our new owners show up to see their new boat unloaded off the truck, and we want to make sure that it is love at first sight.

Our boats are also shrink-wrapped to keep them clean and carefully loaded onto our own trailers for delivery.

CUSTOM TRAILERS

MasterCraft trailers are custom-made to precisely fit our ski boats. They are made of tubular steel for strength, with steel reinforced fiberglass fenders.

Trailers are carefully prepped after they are welded together because we think the finish on the trailers is as important as the finish on the boat. All trailers have a two-part polyurethane paint system for a lasting finish. The paint is matched to the base color of the boat.

Here are some other important trailer features:

- Radial tires with custom MasterCraft aluminum rims
- Standard disc brakes on all trailers
- Tandem axle trailers get disc brakes on both axles
- EZ Load system makes it easier to get the boat out of the water
- Standard Bearing Buddy for longer life, less maintenance
- Coiled covered safety cables instead of chains
- Guide bars
- Waterproof lights

DESCRIPTIONS

AND


INFORMATION



MasterCraft

2002

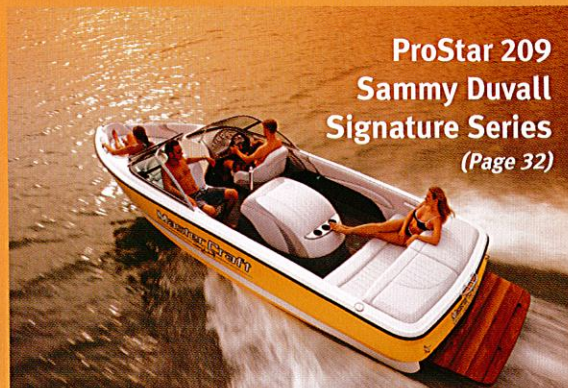
ProStar Series



Signature Series
(Page 24)




ProStar 209
(Page 28)




**ProStar 209
Sammy Duvall
Signature Series**
(Page 32)



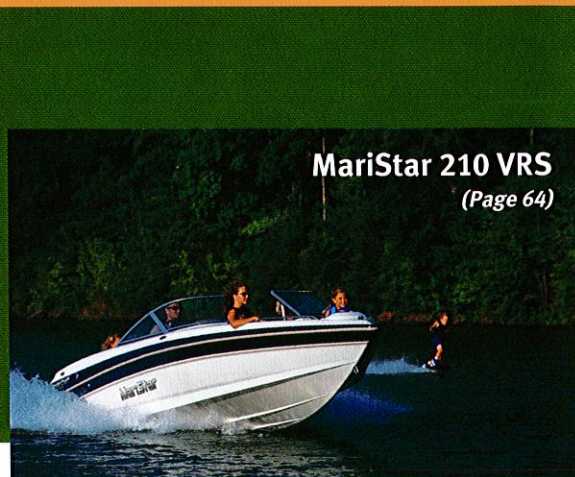
ProStar 197
(Page 16)



ProStar 205 VRS
(Page 36)



19 Skier
(Page 12)




MariStar 210 VRS
(Page 64)



X-10
(Page 56)



(Page 60)




X-7
(Page 44)



X-Star
(Page 52)



X-5
(Page 40)



X-9
(Page 48)




MariStar 230 SV
(Page 72)



MariStar 230 VRS
(Page 68)

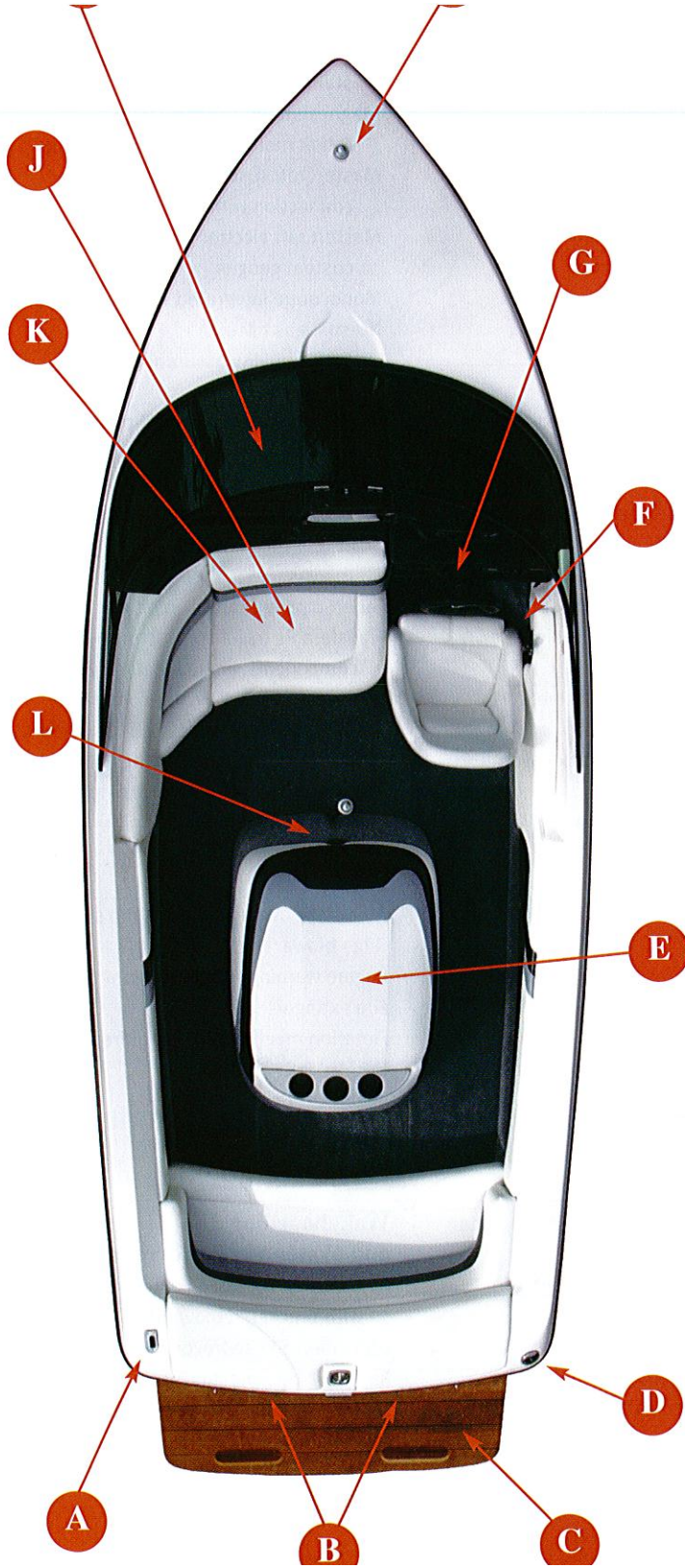
The X-Series



| | |
|---|--|
| A | AVAILABLE SLOT |
| B | FUEL GAUGE |
| C | SPEEDOMETER |
| D | TACHOMETER |
| E | CHECK ENGINE LIGHT |
| F | SPEEDOMETER |
| G | VOLTMETER |
| H | ENGINE TEMPERATURE GAUGE |
| I | OIL PRESSURE GAUGE |
| J | 12-VOLT RECEPTACLE |
| K | HORN |
| L | ACCESSORY 1 SWITCH |
| M | ACCESSORY 2 SWITCH |
| N | SPEEDO ADJUSTMENT SWITCH |
| O | BLOWER SWITCH |
| P | BILGE PUMP SWITCH |
| Q | NAVIGATIONAL AND ANCHOR LIGHTS SWITCH |
| R | IGNITION KEY SLOT |

| | |
|--------------------------------------|---|
| Length: | 19 feet-8 inches |
| Length of Boat with Platform: | 21 feet-7 inches |
| Width Amidship: | 85 inches |
| Overall Length with Trailer: | 21 feet-3 inches |
| Overall Width with Trailer: | 94 inches (single-axle) 96 inches (tandem) |
| Boat Weight: | 2,450 pounds (approximately) |
| Single Axle Trailer Weight: | 860 pounds |
| Tandem Axle Trailer Weight: | 1,100 pounds |
| Fuel Capacity: | 31 gallons |
| Depth at Transom: | 22 inches |
| Depth Amidship: | 25 inches |
| Draft: | 22 inches |
| Tow Bar Height to Waterline: | 29 inches |
| Capacity: | 9 people or 1,440 pounds |

LAYOUT



A STERN LIGHT RECEPTACLE

B BLOWER EXHAUST

C SWIM PLATFORM

D FUEL TANK FILLER

E ENGINE COMPARTMENT

F THROTTLE/SHIFT CONTROL

G INSTRUMENT PANEL

H BOW LIGHT

I GLOVE BOX

J BATTERY (UNDER SEAT)

K FIRE EXTINGUISHER

(BEHIND SEAT)

L DRAIN PLUG (IN BILGE)

EFI TBI 350-cubic-inch GM V-8 engine—310 hp
 1:1 gear ratio transmission
 3-blade 13-inch propeller
 3-year limited engine warranty
 Competition throttle control
 Dual exhaust system
 Dual fuel filtration system
 Engine temperature gauge
 EZ Change oil kit
 Fuel gauge
 Low-battery voltage alarm
 Oil pressure gauge
 Silent Master muffler/exhaust system
 Tachometer with hour meter

Comfort and Convenience

One (1) 12-volt DC power outlet
 Center drain with threaded drain plug
 Custom brushed aluminum steering wheel, ergonomically designed
 Six (6) drink holders
 Driver's seat w/rotocast frame, adjustable fore and aft
 Gas-filled lifts for motor box cover
 Lockable glove box
 Observer's seat—aft-facing
 Storage under sun deck
 Sun deck, hinged
 Teak swim platform, removable
 Tilt steering wheel
 Two-piece fully insulated motor box

Construction

All hand-laid fiberglass construction
 All stainless steel and non-corrosive hardware
 Aluminum floorboards
 AnchorLok reinforcing plates, steel, aluminum, or HDPE, on all key parts
 Bow eye, stainless steel
 CelMaster reticulated dry-foam seat construction
 Circuit breakers
 Cross-linked polyethylene fuel cell
 Curved tempered safety glass windshield
 Gel coat tolerances to +/- .005"
 Heavy-duty 40 oz. marine carpet with 5-year limited warranty
 Integrated gel coat striping

M.O.S. MasterCraft Oscillation

with o-rings and grease fittings
 Magnesium bronze rudder with 1 1/8" stainless steel shaft
 Magnesium bronze strut with 8-bolt mounting and dual bearings
 MasterCraft custom steering connection with grease fittings
 MasterCraft electromechanical custom gauges
 Monocoque integrated stringer system
 No-spill gas fill
 On-water quality assurance testing of every boat
 Precision Touch II rack-and-pinion steering system
 Rigid PVC rub rail with vinyl insert
 Stainless steel upholstery staples
 Steel-reinforced molds
 Stern eyes
 Tapered prop shaft coupler with lock nut
 Transferable hull-and-structural-components, limited lifetime warranty
 Wiring harness with color-coded and labeled wires—meets ABYC standards
 Vinyl—34 oz. premium grade with UV protection and mildew resistors, UV-protected threads

Safety

Automatic/manual bilge pump system
 Bilge blower
 Engine warning light and alarm
 Fire extinguisher
 Flotation meeting USCG requirements
 Horn
 Inland lighting
 NMMA-certified for safety
 Safety engine stop switch

Wakeboarding and Water Ski Performance

Adjustable, oversized convex mirror with bracket, removable
 USA Water Ski-approved
 Parabolic tracking fins
 Two (2) tournament speedometers
 Transom ski tow eye
 Wear-Guard anodized aluminum ski pylon, patented

STANDARD



EQUIPMENT

propeller)
Battery, marine (dealer-installed)
Closed cooling system
(not available with shower)
European package

Canvas and Carpet

Bimini top, also available to fit
with ZeroFlex Flyer tower
(dealer-installed)
Boat cover
Drop-in carpeted floor mat
(dealer-installed)
Sun top (dealer-installed)
ZeroFlex Flyer tower boat cover
(dealer-installed)

Comfort and Convenience

Air pump for inflatables
Boat house cradle—galvanized
Clarion AM/FM CD stereo system
with four marine speakers
Clarion AM/FM CD stereo system
with subwoofer and high-power amp
(500 watts)
Clarion 6-disc CD changer
Clarion transom-mounted stereo
remote control
Depth finder
Fiberglass swim platform—removable,
ivory or white
Heater
Pressurized hot/cold shower (not
available with closed cooling system)
Pull-up cleats for bow (stainless,
flush-mounted)
Wireless headphones (set of 2)

Construction

Extended warranty
Custom gel coat
Metal flake gel coat
Reverse gel coat
Rearrangement of gel coat colors
Rearrangement of upholstery colors
Small stripe

Wakeboarding and Water Ski Performance

MasterCraft Training System (MTS)
Master View driver's seat

Peak transom saver
Tournament KPH speedometers
(two—no charge option)
ZeroFlex Flyer tower with board racks
Clarion tower speakers
(150 watts each) with amp
Tower Light Bar with five lights


Trailers

Canadian-approved trailer
Galvanized single-axle trailer
with disc brakes
Galvanized tandem-axle trailer
with disc brakes
Single axle trailer with disc brakes
with pivot tongue
Tandem axle trailer with disc brakes
with pivot tongue
Spare trailer tire and wheel assembly
(available aluminum or galvanized)

OPTIONAL



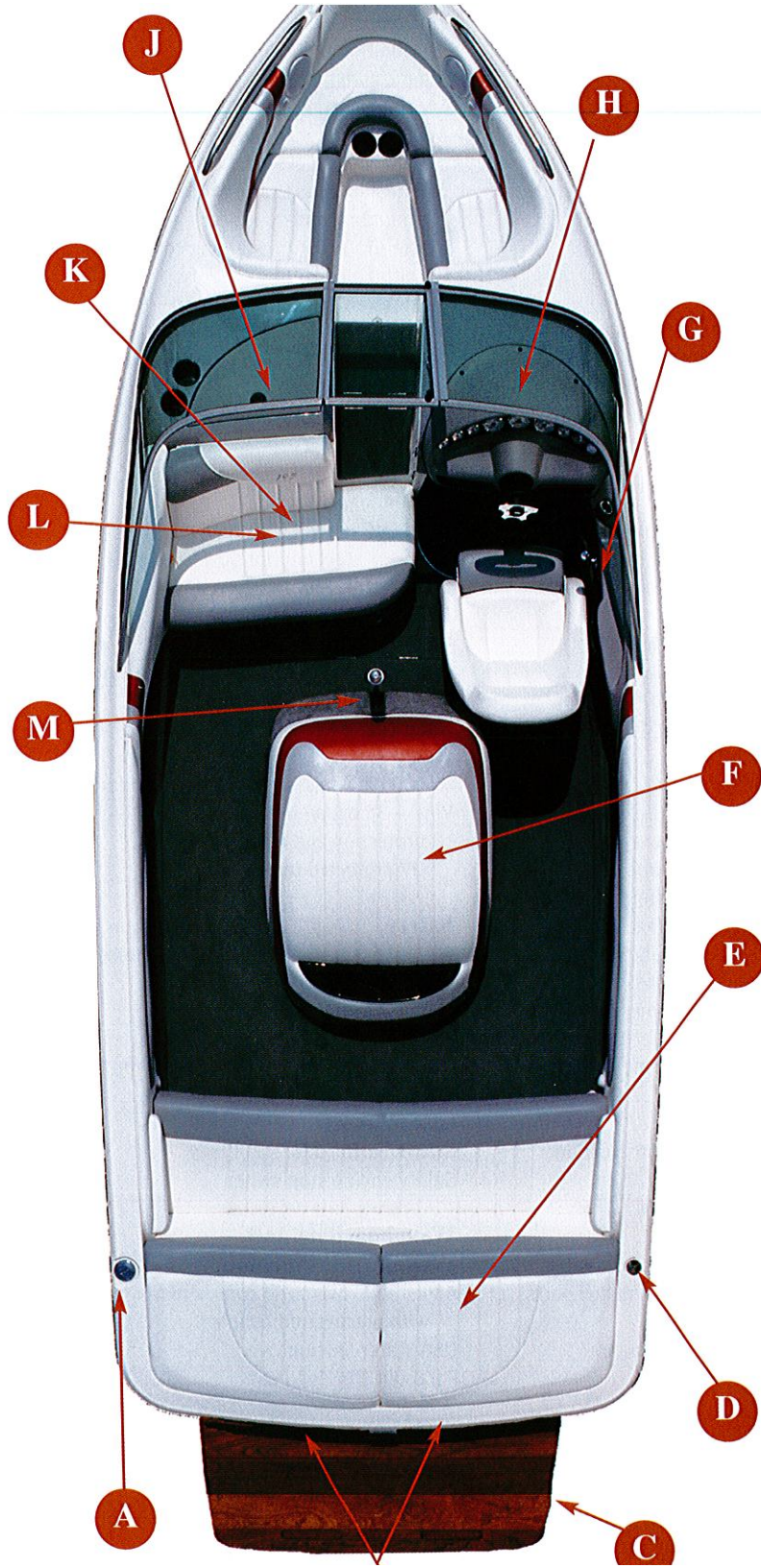
EQUIPMENT



| | |
|---|--|
| A | VOLTMETER |
| B | OIL PRESSURE GAUGE |
| C | ENGINE TEMPERATURE GAUGE |
| D | SPEEDOMETER |
| E | TACHOMETER |
| F | CHECK ENGINE LIGHT |
| G | SPEEDOMETER |
| H | FUEL GAUGE |
| I | CLOCK |
| J | AVAILABLE SLOT |
| K | HORN |
| L | ACCESSORY 1 SWITCH |
| M | ACCESSORY 2 SWITCH |
| N | COURTESY LIGHTS SWITCH |
| O | SPEEDO ADJUSTMENT SWITCHES |
| P | CLOCK ADJUSTMENT SWITCH |
| Q | NAVIGATIONAL AND ANCHOR LIGHTS SWITCH |
| R | BILGE PUMP SWITCH |
| S | BLOWER |
| T | IGNITION KEY SLOT |

| | |
|--------------------------------------|--|
| Length: | 19 feet-8 inches |
| Length of Boat with Platform: | 21 feet-6 inches |
| Width Amidship: | 91 inches |
| Overall Length with Trailer: | 22 feet-10 inches |
| Overall Width with Trailer: | 99 inches (single-axle) 100 inches (tandem) |
| Boat Weight: | 2,800 pounds (approximately) |
| Single Axle Trailer Weight: | 1,050 pounds |
| Tandem Axle Trailer Weight: | 1,220 pounds |
| Fuel Capacity: | 28 gallons |
| Depth at Transom: | 20 inches |
| Depth Amidship: | 23 1/2 inches |
| Draft: | 22 inches |
| Tow Bar Height to Waterline: | 29 inches |
| Capacity: | 10 people or 1,340 pounds |

LAYOUT



- A FUEL TANK FILLER
- B BLOWER EXHAUST
- C SWIM PLATFORM
- D STERN LIGHT RECEPTACLE
- E STORAGE UNDER SUN PAD
- F ENGINE COMPARTMENT
- G THROTTLE/SHIFT CONTROL
- H INSTRUMENT PANEL
- I BOW LIGHT
- J GLOVE BOX
- K BATTERY (UNDER SEAT)
- L FIRE EXTINGUISHER
(BEHIND SEAT)
- M DRAIN PLUG

EFI TBI 350-cubic-inch GM V-8 engine—310 hp
 1:1 gear ratio transmission
 4-blade 13-inch propeller
 3-year limited engine warranty
 Competition throttle control
 Dual exhaust system
 Dual fuel filtration system
 Engine temperature gauge
 EZ Change oil kit
 Fuel gauge
 High-pressure in-tank fuel pump
 Low-battery voltage alarm
 Oil pressure gauge
 Silent Master muffler/exhaust system
 Tachometer with hour meter
 Voltmeter

Dampening System for noise and vibration reduction
 Magnesium bronze rudder box with o-rings and grease fittings
 Magnesium bronze rudder with 1 1/8" stainless steel shaft
 Magnesium bronze strut with 8-bolt mounting and dual bearings
 MasterCraft custom steering connection with grease fittings
 MasterCraft electromechanical custom gauges
 Mono-coque integrated stringer system
 No-spill gas fill
 On-water quality assurance testing of every boat
 Precision Touch II rack-and-pinion steering system
 Rigid PVC rub rail with vinyl insert
 Stainless steel interior bow hand rails
 Stainless steel upholstery staples
 Steel-reinforced molds
 Stern eyes
 Tapered prop shaft coupler with lock nut
 Transferable hull-and-structural-components, limited lifetime warranty
 Wiring harness with color-coded and labeled wires—meets ABYC standards
 Vinyl—34 oz. premium grade with UV protection and mildew resisters, UV-protected threads

STANDARD



Comfort and Convenience
 Two (2) 12-volt DC power outlets
 Center drain with threaded drain plug
 Chronograph clock
 Companionway walk-thru wind enclosure, canvas
 Custom brushed aluminum steering wheel, ergonomically designed
 Eight (8) drink holders
 MasterView driver's seat
 Gas-filled lifts for motor box cover
 Lockable glove box, water-resistant with space for stereo and integral shelf
 Observer's seat—aft-facing
 Storage under bow seating
 Storage under sun pad, illuminated
 Sun pad—hinged, full access
 Teak swim platform, removable
 Tilt steering wheel
 Two-piece fully insulated motor box

Safety
 Automatic/manual bilge pump system
 Bilge blower
 Engine warning light and alarm
 Fire extinguisher
 Flotation meeting USCG requirements
 Horn
 Inland lighting
 NMMA-certified for safety
 Safety engine stop switch

EQUIPMENT

Construction
 All hand-laid fiberglass construction
 All stainless steel and non-corrosive hardware
 Aluminum floorboards
 AnchorLok reinforcing plates, steel, aluminum, or HDPE, on all key parts
 Bow eye, stainless steel
 CelMaster reticulated dry-foam seat construction
 Circuit breakers
 Cross-linked polyethylene fuel cell
 Curved tempered safety glass windshield
 Drip-molded decals
 Gel coat tolerances to +/- .005"
 Heavy-duty 40 oz. marine carpet with

Wakeboarding and Water Ski Performance
 Adjustable, oversized convex mirror with bracket, removable
 USA Water Ski-approved
 Parabolic tracking fins
 Side panel ski storage
 Swing-open center seat for walk-thru
 Transom ski tow eye
 Two (2) tournament speedometers
 Wear-Guard anodized aluminum ski pylon, patented

multi-port with Northstar ignition EFI
350-cubic-inch GM V-8 engine—330 hp
MasterCraft Power Vortec Cadillac LQ9
HO 6.0multi-port EFI V-8
engine—375 hp
MasterCraft Power Vortec L18 HO
8.1L HO EFI 496-inch GM V-8
engine—425 hp
1.5:1 gear ratio patented PowerSlot
package (includes 4-blade
14x18 propeller)
Battery, marine (dealer-installed)
Closed cooling system (not available
with shower, std with Cadillac engine)
European package

Canvas and Carpet

Bimini top, also available to fit with
ZeroFlex Flyer tower
(dealer-installed)
Boat cover
Bow Tonneau cover (dealer-installed)
Cockpit mooring cover (dealer-installed)
Drop-in carpeted floor mat
(dealer-installed)
Sun top (dealer-installed)
ZeroFlex Flyer tower boat cover
(dealer-installed)

Comfort and Convenience

Air pump for inflatables
Boat house cradle—galvanized
Clarion AM/FM CD stereo system with
four marine speakers, with remote
Clarion AM/FM CD stereo system with
subwoofer and high-power amp
(500 watts)
Clarion 6-disc CD changer
Clarion transom-mounted stereo
remote control
Depth finder
Fiberglass swim platform—removable,
ivory or white
Heater (not available with L18 engine)
Pressurized hot/cold shower (not
available with closed cooling system)
Pull-up cleats for bow (stainless,
flush-mounted)
Pull-up cleats for stern (stainless,

Extended warranty
Custom gel coat
Metal flake gel coat
Reverse gel coat
Rearrangement of gel coat colors
Rearrangement of upholstery colors
Small stripe

Wakeboarding and Water Ski Performance

Backstop Rope Deflection System
Extended pylon (dealer-installed)
Perfect Pass Cruise
Perfect Pass Pro Series
Perfect Pass Wakeboard Edition
Rear ballast system
Slick boot soap pump
Teak transom saver (not available
with fiberglass swim platform)
Tournament KPH speedometers
(two—no charge option)
Transom ski tow eye (dealer installed)
Water temperature gauge (in place
of clock)
ZeroFlex Flyer tower with built-in racks
Clarion tower speakers (150 watts each)
with amp
Tower Light Bar with five lights

Trailers


Canadian-approved trailer
Galvanized single-axle trailer
with disc brakes
Galvanized tandem-axle trailer
with disc brakes
Single axle trailer with disc brakes
with pivot tongue
Tandem axle trailer with disc brakes
with pivot tongue
Spare trailer tire and wheel assembly
(available aluminum or galvanized)

OPTIONAL



EQUIPMENT

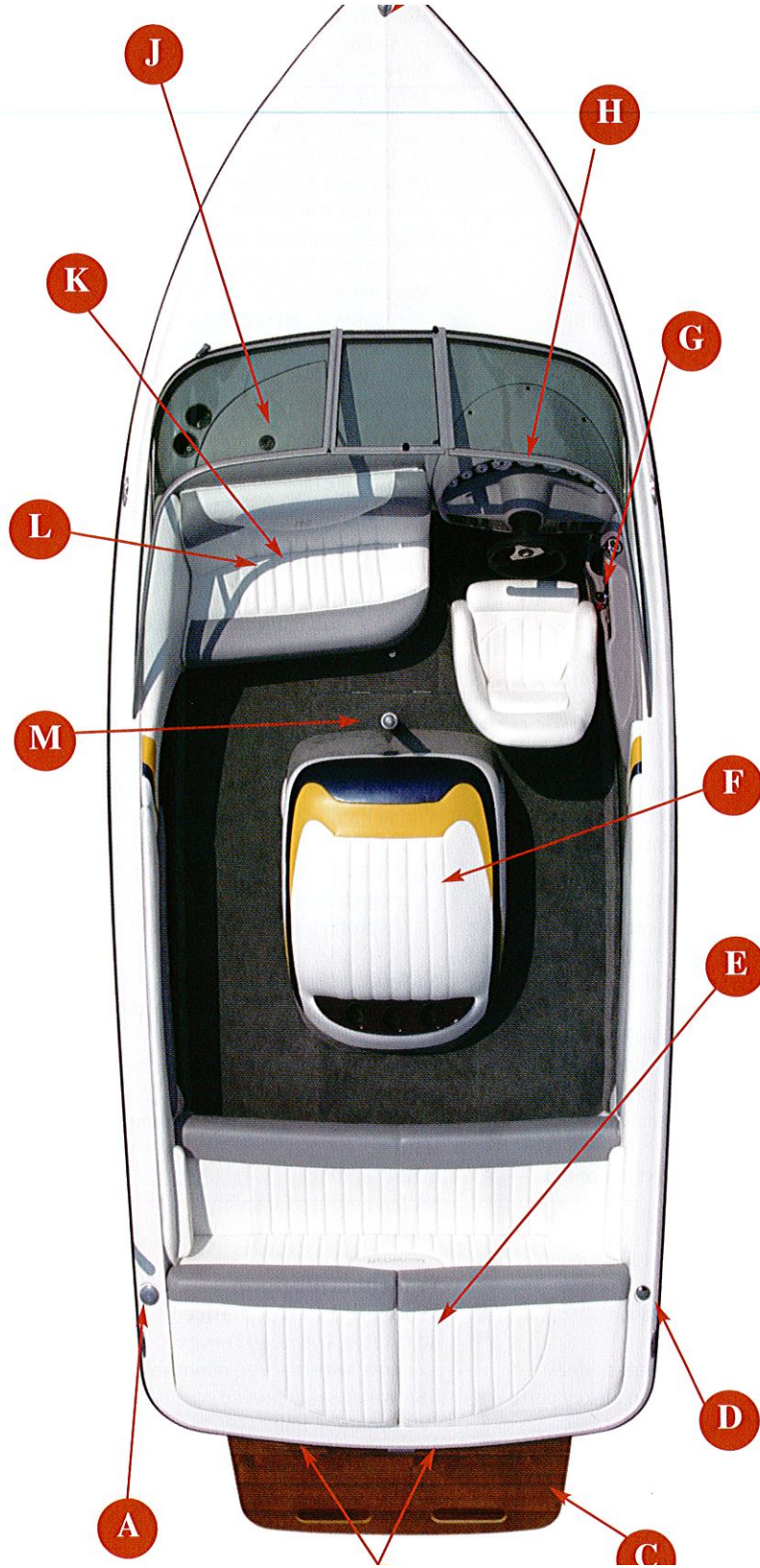
roStar 190



| | |
|---|---------------------------------------|
| A | VOLTMETER |
| B | OIL PRESSURE GAUGE |
| C | ENGINE TEMPERATURE GAUGE |
| D | SPEEDOMETER |
| E | TACHOMETER |
| F | CHECK ENGINE LIGHT |
| G | SPEEDOMETER |
| H | FUEL GAUGE |
| I | CLOCK |
| J | AVAILABLE SLOT |
| K | HORN |
| L | ACCESSORY 1 SWITCH |
| M | ACCESSORY 2 SWITCH |
| N | COURTESY LIGHTS SWITCH |
| O | SPEEDO ADJUSTMENT SWITCHES |
| P | CLOCK ADJUSTMENT SWITCH |
| Q | NAVIGATIONAL AND ANCHOR LIGHTS SWITCH |
| R | BILGE PUMP SWITCH |
| S | BLOWER |
| T | IGNITION KEY SLOT |

| | |
|--------------------------------------|--|
| Length: | 19 feet-8 inches |
| Length of Boat with Platform: | 21 feet-6 inches |
| Width Amidship: | 91 inches |
| Overall Length with Trailer: | 22 feet-10 inches |
| Overall Width with Trailer: | 99 inches (single-axle) 100 inches (tandem) |
| Boat Weight: | 2,620 pounds (approximately) |
| Single Axle Trailer Weight: | 1,050 pounds |
| Tandem Axle Trailer Weight: | 1,220 pounds |
| Fuel Capacity: | 28 gallons |
| Depth at Transom: | 20 inches |
| Depth Amidship: | 22 1/2 inches |
| Draft: | 22 inches |
| Tow Bar Height to Waterline: | 29 inches |
| Capacity: | 10 people or 1,340 pounds |

LAYOUT



- A FUEL TANK FILLER
- B BLOWER EXHAUST
- C SWIM PLATFORM
- D STERN LIGHT RECEPTACLE
- E STORAGE UNDER SUN PAD
- F ENGINE COMPARTMENT
- G THROTTLE/SHIFT CONTROL
- H INSTRUMENT PANEL
- I BOW LIGHT
- J GLOVE BOX
- K BATTERY (UNDER SEAT)
- L FIRE EXTINGUISHER
(BEHIND SEAT)
- M DRAIN PLUG

EFI TBI 350-cubic-inch GM
V-8 engine—310 hp
1:1 gear ratio transmission
4-blade 13-inch propeller
3-year limited engine warranty
Competition throttle control
Dual exhaust system
Dual fuel filtration system
Engine temperature gauge
EZ Change oil kit
Fuel gauge
High-pressure in-tank fuel pump
Low-battery voltage alarm
Oil pressure gauge
Silent Master muffler/exhaust system
Tachometer with hour meter
Voltmeter

STANDARD



EQUIPMENT

Comfort and Convenience
Two (2) 12-volt DC power outlets
Built-in cooler with drain
Center drain with threaded drain plug
Chronograph clock
Custom brushed aluminum steering wheel, ergonomically designed
Six (6) drink holders
MasterView driver's seat
Gas-filled lifts for motor box cover
Lockable glove box, water-resistant with space for stereo
Observer's seat—aft-facing (fits 3 people)
Illuminated lockable storage behind observer's seat
Rear seat converts to 3-person sun pad
Recessed floorboard with drain—driver's area
Removable lower rear seat cushion
Storage under sun pad, illuminated
Sun pad—full access, split deck
Teak swim platform, removable
Tilt steering wheel
Two-piece fully insulated motor box

Construction

All hand-laid fiberglass construction
All stainless steel and non-corrosive hardware
Aluminum floorboards
AnchorLok reinforcing plates, steel, aluminum, or HDPE, on all key parts
Bow eye, stainless steel
CelMaster reticulated dry-foam seat construction
Circuit breakers
Cross-linked polyethylene fuel cell
Curved tempered safety glass windshield

Heavy-duty 40 oz. marine carpet with 5-year limited warranty
Integrated gel coat striping
M.O.D.S. MasterCraft Oscillation Dampening System for noise and vibration reduction
Magnesium bronze rudder box with o-rings and grease fittings
Magnesium bronze rudder with 1 1/8" stainless steel shaft
Magnesium bronze strut with 8-bolt mounting and dual bearings
MasterCraft custom steering connection with grease fittings
MasterCraft electromechanical custom gauges
Monocoque integrated stringer system
No-spill gas fill
On-water quality assurance testing of every boat
Precision Touch II rack-and-pinion steering system
Rigid PVC rub rail with vinyl insert
Stainless steel upholstery staples
Steel-reinforced molds
Stern eyes
Tapered prop shaft coupler with lock nut
Transferable hull-and-structural-components, limited lifetime warranty
Wiring harness with color-coded and labeled wires—meets ABYC standards
Vinyl—34 oz. premium grade with UV protection and mildew resistors, UV-protected threads

Safety

Automatic/manual bilge pump system
Bilge blower
Engine warning light and alarm
Fire extinguisher
Flotation meeting USCG requirements
Horn
Inland lighting
NMMA-certified for safety
Safety engine stop switch

Wakeboarding and Water Ski Performance

Adjustable, oversized convex mirror with bracket, removable
USA Water Ski-approved
EVO Evolution Hull
Parabolic tracking fins
Side panel ski storage
Two (2) tournament speedometers
Wear-Guard anodized aluminum ski pulley, patented

multi-port with Northstar ignition EFI
350-cubic-inch GM V-8 engine—330 hp
MasterCraft Power Vortec Cadillac LQ9
HO 6.0 multi-port EFI V-8
engine—375 hp
MasterCraft Power Vortec L18 HO 8.1L
HO EFI 496-inch GM V-8
engine—425 hp
1.5:1 gear ratio patented PowerSlot
package (includes 4-blade
14x18 propeller)
Battery, marine (dealer-installed)
Closed cooling system (not available
with shower, std with Cadillac
LQ9 engine)
European package

Canvas and Carpet

Bimini top, also available to fit with
ZeroFlex Flyer tower
(dealer-installed)
Cockpit mooring cover (dealer-installed)
Drop-in carpeted floor mat
(dealer-installed)
Sun top (dealer-installed)
ZeroFlex Flyer tower boat cover
(dealer-installed)

Comfort and Convenience

Air pump for inflatables
Boat house cradle—galvanized
Clarion AM/FM CD stereo system with
four marine speakers, with remote
Clarion AM/FM CD stereo system with
subwoofer and high-power amp
(500 watts)
Clarion 6-disc CD changer
Clarion transom-mounted stereo
remote control
Depth finder
Fiberglass swim platform—removable,
ivory or white
Heater (not available with the
L18 engine)
Pressurized hot/cold shower (not
available with closed cooling system)
Pull-up cleats for bow (stainless,
flush-mounted)
Pull-up cleats for stern (stainless,
flush-mounted)
Wireless headphones (set of 2)

Construction

Extended warranty
Custom gel coat
Metal flake gel coat
Reverse gel coat

Wakeboarding and Water Ski Performance

Backstop Rope Deflection System
Extended pylon (dealer-installed)
MasterCraft Training System (MTS)
Perfect Pass Cruise
Perfect Pass Digital Pro
Perfect Pass Wakeboard Edition
Slick Boot soap pump
Teak transom saver (not available
with fiberglass swim platform)
Tournament KPH speedometers
(two—no charge option)
Transom ski tow eye (dealer installed)
Water temperature gauge (in place
of clock)
ZeroFlex Flyer mini-tower
Clarion tower speakers (150 watts each)
with amp
Tower Light Bar with five lights
Custom X-Series board racks (set of 2)
for 4 boards


Trailers

Canadian-approved trailer
Galvanized single-axle trailer
with disc brakes
Galvanized tandem-axle trailer
with disc brakes
Single axle trailer with disc brakes
with pivot tongue
Tandem axle trailer with disc brakes
with pivot tongue
Spare trailer tire and wheel assembly
(available aluminum or galvanized)

OPTIONAL



EQUIPMENT



- A VOLTMETER
- B OIL PRESSURE GAUGE
- C ENGINE TEMPERATURE GAUGE
- D SPEEDOMETER
- E TACHOMETER
- F CHECK ENGINE LIGHT
- G SPEEDOMETER
- H FUEL GAUGE
- I CLOCK
- J AVAILABLE SLOT
- K HORN
- L ACCESSORY 1 SWITCH
- M ACCESSORY 2 SWITCH
- N COURTESY LIGHTS SWITCH
- O SPEEDO ADJUSTMENT SWITCHES
- P CLOCK ADJUSTMENT SWITCH
- Q NAVIGATIONAL AND ANCHOR LIGHTS SWITCH
- R BILGE PUMP SWITCH
- S BLOWER
- T IGNITION KEY SLOT

| | |
|--------------------------------------|--|
| Length: | 19 feet-8 inches |
| Length of Boat with Platform: | 21 feet-6 inches |
| Width Amidship: | 91 inches |
| Overall Length with Trailer: | 22 feet-10 inches |
| Overall Width with Trailer: | 99 inches (single-axle) 100 inches (tandem) |
| Boat Weight: | 2,620 pounds (approximately) |
| Single Axle Trailer Weight: | 1,050 pounds |
| Tandem Axle Trailer Weight: | 1,220 pounds |
| Fuel Capacity: | 28 gallons |
| Depth at Transom: | 20 inches |
| Depth Amidship: | 22 1/2 inches |
| Draft: | 22 inches |
| Tow Bar Height to Waterline: | 29 inches |
| Capacity: | 10 people or 1,340 pounds |


Sammy Duvall
Signature Series

LAYOUT



- A FUEL TANK FILLER
- B BLOWER EXHAUST
- C SWIM PLATFORM
- D STERN LIGHT RECEPTACLE
- E STORAGE UNDER SUN PAD
- F ENGINE COMPARTMENT
- G THROTTLE/SHIFT CONTROL
- H INSTRUMENT PANEL
- I BOW LIGHT
- J GLOVE BOX
- K BATTERY (UNDER SEAT)
- L FIRE EXTINGUISHER
(BEHIND SEAT)
- M DRAIN PLUG

STANDARD



EQUIPMENT

EFI TBI 350-cubic-inch GM V-8 engine—310 hp
1:1 gear ratio transmission
4-blade 13-inch propeller
3-year limited engine warranty
Competition throttle control
Dual exhaust system
Dual fuel filtration system
Engine temperature gauge
EZ Change oil kit
Fuel gauge
High-pressure in-tank fuel pump
Low-battery voltage alarm
Oil pressure gauge
Silent Master muffler/exhaust system
Tachometer with hour meter
Voltmeter

Comfort and Convenience

Two (2) 12-volt DC power outlets
Built-in cooler with drain
Center drain with threaded drain plug
Chronograph clock
Custom brushed aluminum steering wheel, ergonomically designed
Six (6) drink holders
MasterView driver's seat
Gas-filled lifts for motor box cover
Lockable glove box, water-resistant with space for stereo
Observer's seat—aft-facing (fits 3 people)
Illuminated lockable storage behind observer's seat
Rear seat converts to 3-person sun pad
Recessed floorboard with drain—driver's area
Removable lower rear seat cushion
Storage under sun pad, illuminated
Sun pad—full access, split deck
Teak swim platform, removable
Tilt steering wheel
Two-piece fully insulated motor box

Construction

All hand-laid fiberglass construction
All stainless steel and non-corrosive hardware
Aluminum floorboards
AnchorLok reinforcing plates, steel, aluminum, or HDPE, on all key parts
Bow eye, stainless steel
CelMaster reticulated dry-foam seat construction
Circuit breakers
Cross-linked polyethylene fuel cell
Curved tempered safety glass windshield

Gel coat tolerances to +/- .005"
Heavy-duty 40 oz. marine carpet with 5-year limited warranty
Integrated gel coat striping
M.O.D.S. MasterCraft Oscillation Dampening System for noise and vibration reduction
Magnesium bronze rudder box with o-rings and grease fittings
Magnesium bronze rudder with 1 1/8" stainless steel shaft
Magnesium bronze strut with 8-bolt mounting and dual bearings
MasterCraft custom steering connection with grease fittings
MasterCraft electromechanical custom gauges
Monocoque integrated stringer system
No-spill gas fill
On-water quality assurance testing of every boat
Precision Touch II rack-and-pinion steering system
Rigid PVC rub rail with vinyl insert
Stainless steel upholstery staples
Steel-reinforced molds
Stern eyes
Tapered prop shaft coupler with lock nut
Transferable hull-and-structural-components, limited lifetime warranty
Wiring harness with color-coded and labeled wires—meets ABYC standards
Vinyl—34 oz. premium grade with UV protection and mildew resistors, UV-protected threads

Safety

Automatic/manual bilge pump system
Bilge blower
Engine warning light and alarm
Fire extinguisher
Flotation meeting USCG requirements
Horn
Inland lighting
NMMA-certified for safety
Safety engine stop switch

Wakeboarding and Water Ski Performance

Adjustable, oversized convex mirror with bracket, removable
USA Water Ski-approved
EVO Evolution Hull
Parabolic tracking fins
Side panel ski storage
Two (2) tournament speedometers
Wear Guard polished chrome ski poles

multi-port with Northstar ignition EFI
350-cubic-inch GM V-8 engine—330 hp
MasterCraft Power Vortec Cadillac LQ9
HO 6.0 multi-port EFI V-8
engine—375 hp
MasterCraft Power Vortec L18 HO 8.1L
HO EFI 496-inch GM V-8
engine—425 hp
1.5:1 gear ratio patented PowerSlot
package (includes 4-blade
14x18 propeller)
Battery, marine (dealer-installed)
Closed cooling system (not available
with shower, std with Cadillac
LQ9 engine)
European package

Canvas and Carpet

Bimini top, also available to fit with
ZeroFlex Flyer tower
(dealer-installed)
Cockpit mooring cover (dealer-installed)
Drop-in carpeted floor mat
(dealer-installed)
Sun top (dealer-installed)
ZeroFlex Flyer tower boat cover
(dealer-installed)

Comfort and Convenience

Air pump for inflatables
Boat house cradle—galvanized
Clarion AM/FM CD stereo system with
four marine speakers, with remote
Clarion AM/FM CD stereo system with
subwoofer and high-power amp
(500 watts)
Clarion 6-disc CD changer
Clarion transom-mounted stereo
remote control
Depth finder
Fiberglass swim platform—removable,
ivory or white
Heater (not available with L18 engine)
Pressurized hot/cold shower (not
available with closed cooling system)
Pull-up cleats for bow (stainless,
flush-mounted)
Pull-up cleats for stern (stainless,
flush-mounted)
Wireless headphones (set of 2)

Construction

Extended warranty
Custom gel coat
Metal flake gel coat
Reverse gel coat
Rearrangement of gel coat colors
Rearrangement of upholstery colors

Backstop rope detection system
Slick Boot soap pump
MasterCraft Training System (MTS)
Perfect Pass Cruise
Perfect Pass Digital Pro
Perfect Pass Wakeboard Edition
Teak transom saver (not available
with fiberglass swim platform)
Tournament KPH speedometers
(two—no charge option)
Water temperature gauge (in place
of clock)
ZeroFlex Flyer mini-tower
Clarion tower speakers (150 watts each
with amp)
Tower Light Bar with five lights
Custom X-Series board racks (set of 2) for 4
boards

Trailers


Canadian-approved trailer
Galvanized single-axle trailer
with disc brakes
Galvanized tandem-axle trailer
with disc brakes
Single axle trailer with disc brakes
with pivot tongue
Tandem axle trailer with disc brakes
with pivot tongue
Spare trailer tire and wheel assembly
(available aluminum or galvanized)

OPTIONAL



EQUIPMENT

ProStar 209

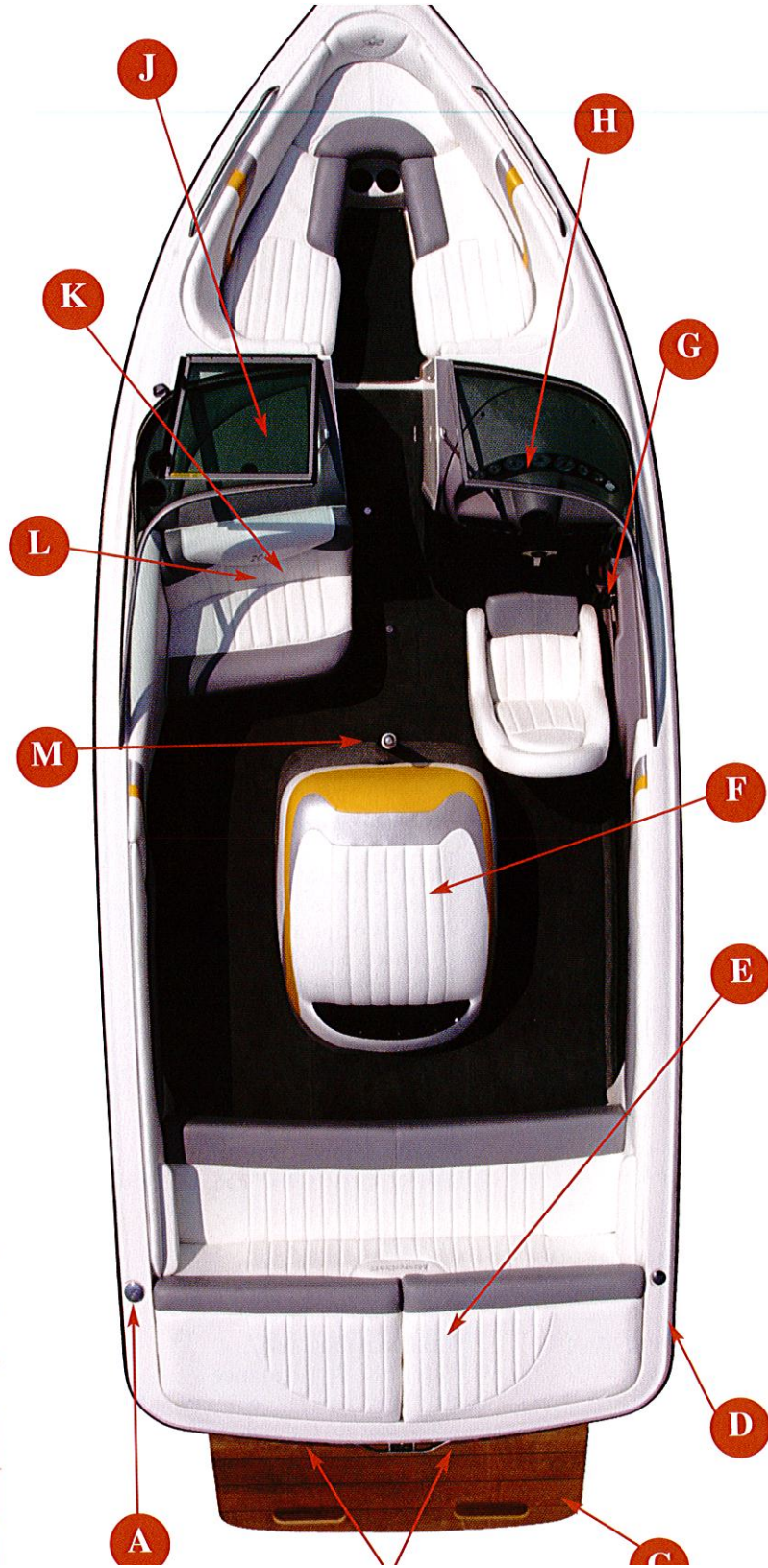


- A VOLTMETER
- B OIL PRESSURE GAUGE
- C ENGINE TEMPERATURE GAUGE
- D SPEEDOMETER
- E TACHOMETER
- F CHECK ENGINE LIGHT
- G SPEEDOMETER
- H FUEL GAUGE
- I CLOCK
- J AVAILABLE SLOT
- K HORN
- L ACCESSORY 1 SWITCH
- M ACCESSORY 2 SWITCH
- N COURTESY LIGHTS SWITCH
- O SPEEDO ADJUSTMENT SWITCHES
- P CLOCK ADJUSTMENT SWITCH
- Q NAVIGATIONAL AND ANCHOR LIGHTS SWITCH
- R BILGE PUMP SWITCH
- S BLOWER
- T IGNITION KEY SLOT

| | |
|--------------------------------------|-------------------------------------|
| Length: | 20 feet-11 1/2 inches |
| Length of Boat with Platform: | 22 feet-9 1/2 inches |
| Width Amidship: | 96 inches |
| Overall Length with Trailer: | 23 feet-1 inch |
| Overall Width with Trailer: | 100 inches |
| Boat Weight: | 2,850 pounds (approximately) |
| Single Axle Trailer Weight: | 1,000 pounds |
| Tandem Axle Trailer Weight: | 1,180 pounds |
| Fuel Capacity: | 35 gallons |
| Depth at Transom: | 23 inches |
| Depth Amidship: | 25 1/2 inches |
| Draft: | 22 inches |
| Tow Bar Height to Waterline: | 29 inches |
| Capacity: | 12 people or 1,705 pounds |

ProStar 209

LAYOUT



- A FUEL TANK FILLER
- B BLOWER EXHAUST
- C SWIM PLATFORM
- D STERN LIGHT RECEPTACLE
- E STORAGE UNDER SUN PAD
- F ENGINE COMPARTMENT
- G THROTTLE/SHIFT CONTROL
- H INSTRUMENT PANEL
- I BOW LIGHT
- J GLOVE BOX
- K BATTERY (UNDER SEAT)
- L FIRE EXTINGUISHER
(BEHIND SEAT)
- M DRAIN PLUG

EFI TBI 350-cubic-inch GM V-8 engine—310 hp
 1:1 gear ratio transmission
 4-blade 13-inch propeller
 3-year limited engine warranty
 Competition throttle control
 Dual exhaust system
 Dual fuel filtration system
 Engine temperature gauge
 EZ Change oil kit
 Fuel gauge
 High-pressure in-tank fuel pump
 Low-battery voltage alarm
 Oil pressure gauge
 Silent Master muffler/exhaust system
 Tachometer with hour meter
 Voltmeter

Drip-molded decals
 Gel coat tolerances to +/- .005"
 Heavy-duty 40 oz. marine carpet with 5-year limited warranty
 Integrated gel coat striping
 M.O.D.S. MasterCraft Oscillation Dampening System for noise and vibration reduction
 Magnesium bronze rudder box with o-rings and grease fittings
 Magnesium bronze rudder with 1 1/8" stainless steel shaft
 Magnesium bronze strut with 8-bolt mounting and dual bearings
 MasterCraft custom steering connection with grease fittings
 MasterCraft electromechanical custom gauges
 Monoque integrated stringer system
 No-spill gas fill
 On-water quality assurance testing of every boat
 Precision Touch II rack-and-pinion steering system
 Rigid PVC rub rail with vinyl insert
 Stainless steel bow hand rails
 Stainless steel upholstery staples
 Stern eyes
 Tapered prop shaft coupler with lock nut
 Transferable hull-and-structural-components, limited lifetime warranty
 Wiring harness with color-coded and labeled wires—meets ABYC standards
 Vinyl—34 oz. premium grade with UV protection and mildew resistors, UV-protected threads

STANDARD



Comfort and Convenience
 Two (2) 12-volt DC power outlets
 Built-in cooler with drain and ski storage locker
 Center drain with threaded drain plug
 Chronograph clock
 Companionway walk-thru wind enclosure, canvas
 Custom brushed aluminum steering wheel, ergonomically designed
 Eight (8) drink holders
 MasterView driver's seat
 Gas-filled lifts for motor box cover
 Lockable glove box, water-resistant with space for stereo
 Observer's seat—aft-facing
 Illuminated lockable storage behind observer's seat
 Rear seat converts to 3-person sun pad
 Recessed floorboard with drain—driver's area
 Removable lower rear seat cushion
 Storage under sun pad, illuminated
 Sun pad—full access, split deck
 Teak swim platform, removable
 Tilt steering wheel
 Two-piece fully insulated motor box
 Transom hand rail with integral tow loop

Safety
 Automatic/manual bilge pump system
 Bilge blower
 Engine warning light and alarm
 Fire extinguisher
 Flotation meeting USCG requirements
 Horn
 Inland lighting
 NMMA-certified for safety
 Safety engine stop switch

EQUIPMENT

Construction
 All hand-laid fiberglass construction
 All stainless steel and non-corrosive hardware
 Aluminum floorboards
 AnchorLok reinforcing plates, steel, aluminum, or HDPE, on all key parts
 Bow eye, stainless steel
 CelMaster reticulated dry-foam seat construction

Wakeboarding and Water Ski Performance
 Adjustable, oversized convex mirror with bracket, removable
 USA Water Ski-approved
 Parabolic tracking fins
 Side panel ski storage
 Two (2) tournament speedometers
 Wear Guard speeded aluminum ski

multi-port with Northstar ignition EFI
350-cubic-inch GM V-8 engine—330 hp
MasterCraft Power Cadillac Northstar
phased-port EFI-valve 4.6L
V-8 engine—310 hp
MasterCraft Power Vortec L18 HO 8.1L
EFI 496-inch GM V-8 engine—425 hp
1.5:1 gear ratio patented PowerSlot
package (includes 4-blade
14x18 propeller)
Battery, marine (dealer-installed)
Closed cooling system (not available
with shower, std with Cadillac engine)
European package

Canvas and Carpet

Bimini top, available to fit with ZeroFlex
Flyer tower (dealer-installed)
Boat cover
Bow Tonneau cover (dealer-installed)
Cockpit mooring cover (dealer-installed)
Drop-in carpeted floor mat
(dealer-installed)
Sun top (dealer-installed)

Comfort and Convenience

Air pump for inflatables
Boat house cradle—galvanized
Bow filler cushion
Clarion AM/FM CD stereo system with
four marine speakers, with remote
Clarion AM/FM CD stereo system with
subwoofer and high-power amp
(500 watts)
Clarion 6-disc CD changer
Clarion stereo remote control on
instrument panel (included
with Clarion AM/FM stereo option)
Clarion transom-mounted stereo
remote control
Depth finder
Fiberglass swim platform—removable,
ivory or white
Heater
Pressurized hot/cold shower (not
available with closed cooling system)
Pull-up cleats for bow or stern
(stainless, flush-mounted)
Wireless headphones (set of 2)

Construction

Custom upholstery
Extended warranty
Metal flake gel coat
Reverse gel coat
Rearrangement of gel coat colors
Rearrangement of upholstery colors

AccuSki Speed Control System
Backstop Rope Deflection System
Binding Blaster soap pump
Perfect Pass Cruise
Perfect Pass Pro Series
Perfect Pass Wakeboard Edition
Rear ballast system with
fill/empty switch on dash
KGB ballast system with
fill/empty switch on dash
Removable center seat for walk-thru
Teak transom saver (not available
with fiberglass swim platform)
Tournament KPH speedometers
(two—no charge option)
Water temperature gauge (in place
of clock)
ZeroFlex Flyer tower with built-in
board racks (4 boards)
ZeroFlex Flyer boat cover
Cerwin-Vega tower speakers
(150 watts each) with amp
Tower Light Bar with five lights


Trailers

Canadian-approved trailer
Galvanized single-axle trailer
with disc brakes
Galvanized tandem-axle trailer
with disc brakes
Single axle trailer with disc brakes
Tandem axle trailer with disc brakes
Spare trailer tire and wheel assembly
(available aluminum or galvanized)

OPTIONAL



EQUIPMENT




- A VOLTMETER
- B OIL PRESSURE GAUGE
- C ENGINE TEMPERATURE GAUGE
- D SPEEDOMETER
- E TACHOMETER
- F CHECK ENGINE LIGHT
- G SPEEDOMETER
- H FUEL GAUGE
- I CLOCK
- J AVAILABLE SLOT
- K HORN
- L ACCESSORY 1 SWITCH
- M ACCESSORY 2 SWITCH
- N COURTESY LIGHTS SWITCH
- O SPEEDO ADJUSTMENT SWITCHES
- P CLOCK ADJUSTMENT SWITCH
- Q NAVIGATIONAL AND
- R ANCHOR LIGHTS SWITCH
- S BILGE PUMP SWITCH
- T BLOWER
- T IGNITION KEY SLOT

| | |
|--------------------------------------|-------------------------------------|
| Length: | 20 feet-11 1/2 inches |
| Length of Boat with Platform: | 22 feet-9 1/2 inches |
| Width Amidship: | 96 inches |
| Overall Length with Trailer: | 23 feet-1 inch |
| Overall Width with Trailer: | 100 inches |
| Boat Weight: | 2,850 pounds (approximately) |
| Single Axle Trailer Weight: | 1,000 pounds |
| Tandem Axle Trailer Weight: | 1,180 pounds |
| Fuel Capacity: | 35 gallons |
| Depth at Transom: | 23 inches |
| Depth Amidship: | 25 1/2 inches |
| Draft: | 22 inches |
| Tow Bar Height to Waterline: | 29 inches |
| Capacity: | 12 people or 1,705 pounds |

Sammy Duvall
Signature Series

LAYOUT



- A FUEL TANK FILLER
- B BLOWER EXHAUST
- C SWIM PLATFORM
- D STERN LIGHT RECEPTACLE
- E STORAGE UNDER SUN PAD
- F ENGINE COMPARTMENT
- G THROTTLE/SHIFT CONTROL
- H INSTRUMENT PANEL
- I BOW LIGHT
- J GLOVE BOX
- K BATTERY (UNDER SEAT)
- L FIRE EXTINGUISHER
(BEHIND SEAT)
- M DRAIN PLUG

EFI TBI 350-cubic-inch GM
V-8 engine—310 hp
1:1 gear ratio transmission
4-blade 13-inch propeller
3-year limited engine warranty
Competition throttle control
Dual exhaust system
Dual fuel filtration system
Engine temperature gauge
EZ Change oil kit
Fuel gauge
High-pressure in-tank fuel pump
Low-battery voltage alarm
Oil pressure gauge
Silent Master muffler/exhaust system
Tachometer with hour meter
Voltmeter

Comfort and Convenience

Two (2) 12-volt DC power outlets
Built-in cooler with drain and ski storage locker
Center drain with threaded drain plug
Chronograph clock
Companionway walk-thru wind enclosure, canvas
Custom brushed aluminum steering wheel, ergonomically designed
Eight (8) drink holders
MasterView driver's seat
Gas-filled lifts for motor box cover
Lockable glove box, water-resistant with space for stereo
Observer's seat—aft-facing
Illuminated lockable storage behind observer's seat
Rear seat converts to 3-person sun pad
Recessed floorboard with drain—driver's area
Removable lower rear seat cushion
Storage under sun pad, illuminated
Sun pad—full access, split deck
Teak swim platform, removable
Tilt steering wheel
Two-piece fully insulated motor box
Transom hand rail with integral tow loop

Construction

All hand-laid fiberglass construction
All stainless steel and non-corrosive hardware
Aluminum floorboards
AnchorLok reinforcing plates, steel, aluminum, or HDPE, on all key parts
Bow eye, stainless steel
CelMaster reticulated dry-foam seat construction
Circuit breakers

Duvall Signature Series decals
Gel coat tolerances to +/- .005"
Heavy-duty 40 oz. marine carpet with 5-year limited warranty
Integrated gel coat striping
M.O.D.S. MasterCraft Oscillation Dampening System for noise and vibration reduction
Magnesium bronze rudder box with o-rings and grease fittings
Magnesium bronze rudder with 1 1/8" stainless steel shaft
Magnesium bronze strut with 8-bolt mounting and dual bearings
MasterCraft custom steering connection with grease fittings
MasterCraft electromechanical custom gauges
Monocoque integrated stringer system
No-spill gas fill
On-water quality assurance testing of every boat
Precision Touch II rack-and-pinion steering system
Rigid PVC rub rail with vinyl insert
Stainless steel bow hand rails
Stainless steel upholstery staples
Stern eyes
Tapered prop shaft coupler with lock nut
Transferable hull-and-structural-components, limited lifetime warranty
Wiring harness with color-coded and labeled wires—meets ABYC standards
Vinyl—34 oz. premium grade with UV protection and mildew resistors, UV-protected threads

Safety

Automatic/manual bilge pump system
Bilge blower
Engine warning light and alarm
Fire extinguisher
Flotation meeting USCG requirements
Horn
Inland lighting
NMMA-certified for safety
Safety engine stop switch

Wakeboarding and Water Ski Performance

Adjustable, oversized convex mirror with bracket, removable
USA Water Ski-approved
Parabolic tracking fins
Side panel ski storage
Two (2) tournament speedometers
Wear-Guard polished chrome ski pylon, patented

STANDARD



EQUIPMENT

multi-port with Northstar ignition EFI
350-cubic-inch GM V-8 engine—330 hp
MasterCraft Power Vortec Cadillac LQ9
HO 6.0 multi-port EFI V-8
engine—375 hp
MasterCraft Power Vortec L18 HO 8.1L
HO EFI 496-inch GM V-8
engine—425 hp
1.5:1 gear ratio patented PowerSlot
package (includes 4-blade
14x18 propeller)
Battery, marine (dealer-installed)
Closed cooling system (not available
with shower, std with Cadillac
LQ9 engine)
European package

Canvas and Carpet

Bimini top, also available to fit with
ZeroFlex Flyer tower
(dealer-installed)
Boat cover
Bow Tonneau cover (dealer-installed)
Cockpit mooring cover (dealer-installed)
Drop-in carpeted floor mat
(dealer-installed)
Sun top (dealer-installed)
ZeroFlex Flyer tower boat cover
(dealer-installed)

Comfort and Convenience

Air pump for inflatables
Boat house cradle—galvanized
Bow filler cushion
Clarion AM/FM CD stereo system with
four marine speakers, with remote
Clarion AM/FM CD stereo system with
subwoofer and high-power amp
(500 watts)
Clarion 6-disc CD changer
Clarion transom-mounted stereo
remote control
Depth finder
Fiberglass swim platform—removable,
ivory or white
Heater (not available with L18 engine)
Pressurized hot/cold shower (not
available with closed cooling system)
Pull-up cleats for bow (stainless,
flush-mounted)
Pull-up cleats for stern (stainless,
flush-mounted)
Wireless headphones (set of 2)

Construction

Extended warranty
Custom gel coat
Metal flake gel coat

Small stripe


Wakeboarding and Water Ski Performance

Backstop Rope Deflection System
Slick Boot soap pump
Perfect Pass Cruise
Perfect Pass Pro Series
Perfect Pass Wakeboard Edition
2002 KGB System, including saddle tanks
Removable center seat for walk-thru
Teak transom saver (not available with
fiberglass swim platform)
Tournament KPH speedometers
(two—no charge option)
Water temperature gauge (in place
of clock)
ZeroFlex Flyer tower with built-in
board racks (4 boards)
Clarion tower speakers (150 watts each)
with amp
Tower Light Bar with five lights

Trailers


Canadian-approved trailer
Galvanized single-axle trailer
with disc brakes
Galvanized tandem-axle trailer
with disc brakes
Single axle trailer with disc brakes
with pivot tongue
Tandem axle trailer with disc brakes
Spare trailer tire and wheel assembly
(available aluminum or galvanized)

OPTIONAL



EQUIPMENT

osTar 205 VRS

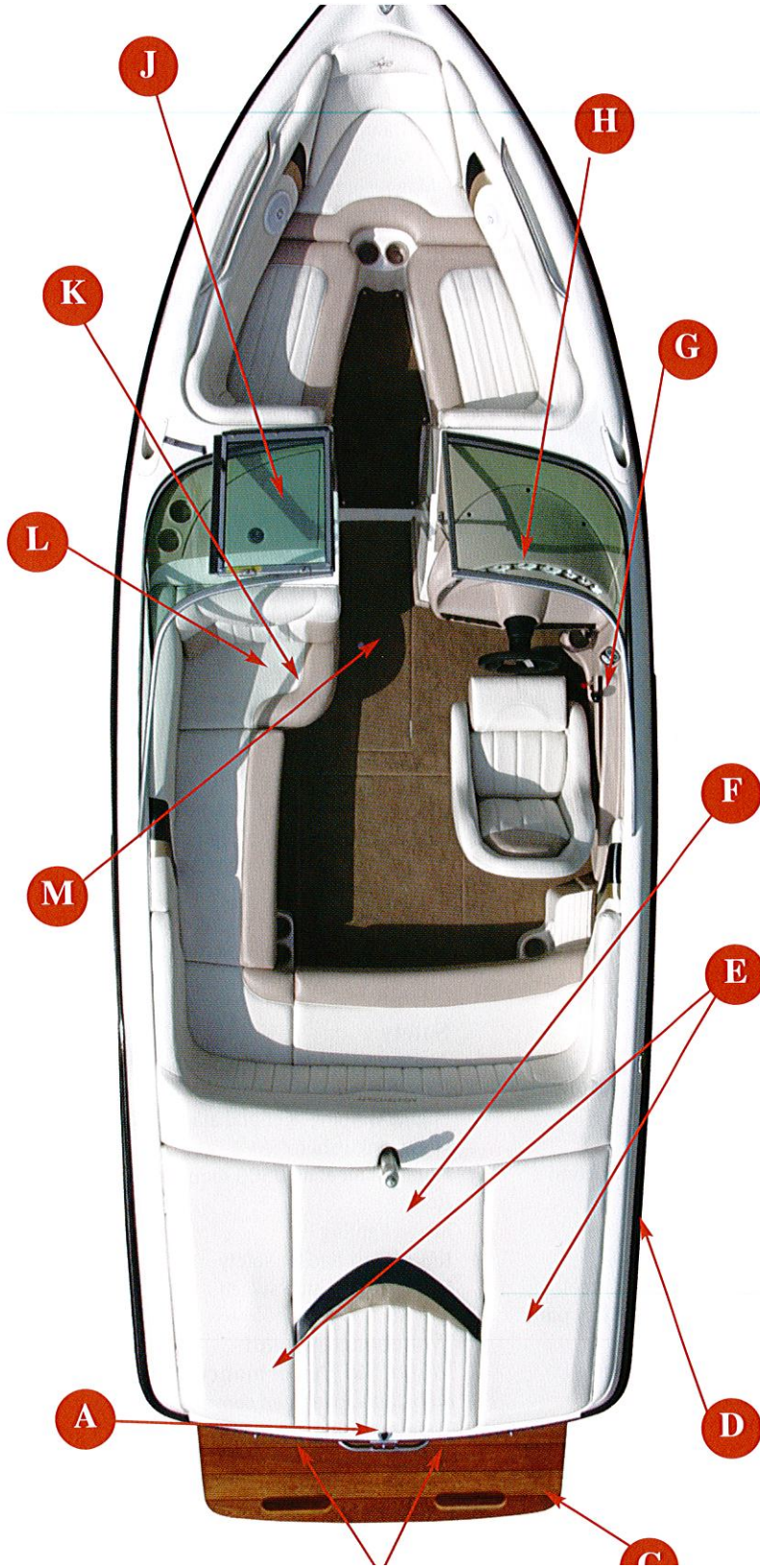


| | |
|---|---------------------------------------|
| A | VOLTMETER |
| B | OIL PRESSURE GAUGE |
| C | ENGINE TEMPERATURE GAUGE |
| D | SPEEDOMETER |
| E | TACHOMETER |
| F | CHECK ENGINE LIGHT |
| G | SPEEDOMETER |
| H | FUEL GAUGE |
| I | CLOCK |
| J | AVAILABLE SLOT |
| K | HORN |
| L | ACCESSORY 1 SWITCH |
| M | ACCESSORY 2 SWITCH |
| N | COURTESY LIGHTS SWITCH |
| O | SPEEDO ADJUSTMENT SWITCHES |
| P | CLOCK ADJUSTMENT SWITCH |
| Q | NAVIGATIONAL AND ANCHOR LIGHTS SWITCH |
| R | BILGE PUMP SWITCH |
| S | BLOWER |
| T | IGNITION KEY SLOT |

| | |
|--------------------------------------|--|
| Length: | 20 feet-7 inches |
| Length of Boat with Platform: | 22 feet-6 inches |
| Width Amidship: | 90 inches |
| Overall Length with Trailer: | 22 feet-7 inches |
| Overall Width with Trailer: | 95 inches (single-axle) 96 inches (tandem-axle) |
| Boat Weight: | 3,050 pounds (approximately) |
| Single Axle Trailer Weight: | 1,050 pounds |
| Tandem Axle Trailer Weight: | 1,250 pounds |
| Fuel Capacity: | 33 gallons |
| Depth at Transom: | 23 1/2 inches |
| Depth Amidship: | 25 inches |
| Draft: | 22 inches |
| Tow Bar Height to Waterline: | 29 inches |
| Capacity: | 12 people or 1,720 pounds |

ProStar 205 VRS


LAYOUT



- A STERN LIGHT RECEPTACLE
- B BLOWER EXHAUST
- C SWIM PLATFORM
- D FUEL TANK FILLER
- E STORAGE UNDER SUN PAD
- F ENGINE COMPARTMENT
- G THROTTLE/SHIFT CONTROL
- H INSTRUMENT PANEL
- I BOW LIGHT
- J GLOVE BOX
- K BATTERY (UNDER SEAT)
- L FIRE EXTINGUISHER
(BEHIND SEAT)
- M SKI LOCKER

EFI TBI 350-cubic-inch GM
V-8 engine—310 hp
1.5:1 gear ratio transmission
4-blade 14-inch propeller
3-year limited engine warranty
Competition throttle control
Dual exhaust system
Dual fuel filtration system
Engine temperature gauge
EZ Change oil kit
Fuel gauge
High-pressure in-tank fuel pump
Low-battery voltage alarm
Oil pressure gauge
Silent Master muffler/exhaust system
Tachometer with hour meter
Voltmeter

STANDARD



Comfort and Convenience

Two (2) 12-volt DC power outlets
Center ski storage locker
Center drain with threaded drain plug
Chronograph clock
Companionway walk-thru wind enclosure, canvas
Custom brushed aluminum steering wheel, ergonomically designed
Eight (8) drink holders
MasterView driver's seat
Lockable glove box, water-resistant with space for stereo and integral shelf
Observer's seat—aft-facing
Storage under bow seating
Storage under sun pad, illuminated
Sun pad, three-piece
Teak swim platform, removable
Tilt steering wheel
Transom drain plug
Transom hand rail with integral tow loop

Construction

All hand-laid fiberglass construction
All stainless steel and non-corrosive hardware
Aluminum floorboards
AnchorLok reinforcing plates, steel, aluminum, or HDPE, on all key parts
Bow eye, stainless steel
CelMaster reticulated dry-foam seat construction
Circuit breakers
Cross-linked polyethylene fuel cell
Curved tempered safety glass windshield
Drip-molded decals
Gel coat tolerances to +/- .005"

EQUIPMENT

Insulated and vented engine compartment
Integrated gel coat striping
M.O.D.S. MasterCraft Oscillation Dampening System for noise and vibration reduction
Magnesium bronze rudder box with o-rings and grease fittings
Magnesium bronze rudder with 1 1/8" stainless steel shaft
Magnesium bronze strut with 8-bolt mounting and dual bearings
MasterCraft custom steering connection with grease fittings
MasterCraft electromechanical custom gauges
Mono-coque integrated stringer system
No-spill gas fill
On-water quality assurance testing of every boat
Precision Touch II rack-and-pinion steering system
Rigid PVC rub rail with vinyl insert
Stainless steel bow hand rails
Stainless steel upholstery staples
Steel reinforced molds
Stern eyes
Tapered prop shaft coupler with lock nut
Transferable hull-and-structural-components, limited lifetime warranty
Wiring harness with color-coded and labeled wires—meets ABYC standards
Vinyl—34 oz. premium grade with UV protection and mildew resisters, UV-protected threads

Safety

Automatic/manual bilge pump system
Bilge blower
Engine warning light and alarm
Fire extinguisher
Flotation meeting USCG requirements
Horn
Inland lighting
NMMA-certified for safety
Safety engine stop switch

Wakeboarding and Water Ski Performance

Adjustable, oversized convex mirror with bracket, removable
USA Water Ski-endorsed
Parabolic tracking fins
Two (2) tournament speedometers
Wear-Guard anodized aluminum ski

multi-port with Northstar ignition EFI
350-cubic-inch GM V-8 engine—330 hp
MasterCraft Power Vortec Cadillac LQ9
HO 6.0 multi-port EFI V-8
engine—375 hp
MasterCraft Power Vortec L18 HO 8.1L
HO EFI 496-inch GM V-8
engine—425 hp
Battery, marine (dealer-installed)
Closed cooling system (not available
with shower, std with Cadillac
LQ9 engine)
European package

Canvas and Carpet

Bimini top, also available to fit with
ZeroFlex Flyer tower
(dealer-installed)
Boat cover
Bow Tonneau cover (dealer-installed)
Cockpit mooring cover (dealer-installed)
Drop-in carpeted floor mat
(dealer-installed)
Sun top (dealer-installed)
ZeroFlex Flyer tower boat cover
(dealer-installed)

Comfort and Convenience

Air pump for inflatables
Boat house cradle—galvanized
Bow filler cushion
Clarion AM/FM CD stereo system with
four marine speakers, with remote
Clarion AM/FM CD stereo system with
subwoofer and high-power amp
(500 watts)
Clarion 6-disc CD changer
Clarion transom-mounted stereo
remote control
Depth finder
Fiberglass swim platform—removable,
ivory or white
Heater (not available with L18 engine)
Pressurized hot/cold shower (not
available with closed cooling system)
Pull-up cleats for bow (stainless,
flush-mounted)
Pull-up cleats for stern (stainless,
flush-mounted)
Raised platform
Wireless headphones (set of 2)

Construction

Extended warranty
Custom gel coat

Rearrangement of upholstery colors
Small stripe

Wakeboarding and Water Ski Performance

Slick Boot soap pump
Perfect Pass Cruise
Perfect Pass Pro Series
Perfect Pass Wakeboard Edition
2002 KGB System including saddle tanks
Removable center seat for walk-thru
Teak transom saver (not available with
fiberglass swim platform)
Tournament KPH speedometers
(two—no charge option)
Water temperature gauge (in place
of clock)
ZeroFlex Flyer tower with built-in
board racks (4 boards)
Clarion tower speakers (150 watts each)
with amp
Tower Light Bar with five lights


Trailers

Canadian-approved trailer
Galvanized single-axle trailer
with disc brakes
Galvanized tandem-axle trailer
with disc brakes
Single axle trailer with disc brakes
with pivot tongue
Tandem axle trailer with disc brakes
with pivot tongue
Spare trailer tire and wheel assembly
(available aluminum or galvanized)

OPTIONAL



EQUIPMENT



- A AVAILABLE SLOT
- B FUEL GAUGE
- C SPEEDOMETER
- D TACHOMETER
- E CHECK ENGINE LIGHT
- F SPEEDOMETER
- G VOLTMETER
- H ENGINE TEMPERATURE GAUGE
- I OIL PRESSURE GAUGE
- J 12-VOLT RECEPTACLE
- K HORN
- L ACCESSORY 1 SWITCH
- M ACCESSORY 2 SWITCH
- N SPEEDO ADJUSTMENT SWITCH
- O BLOWER SWITCH
- P BILGE PUMP SWITCH
- Q NAVIGATIONAL AND ANCHOR LIGHTS SWITCH
- R IGNITION KEY SLOT

| | |
|--------------------------------------|-------------------------------------|
| Length: | 19 feet-8 inches |
| Length of Boat with Platform: | 21 feet-7 inches |
| Width Amidship: | 85 inches |
| Overall Length with Trailer: | 21 feet-3 inches |
| Overall Width with Trailer: | 94 inches (single-axle) |
| | 96 inches (tandem) |
| Boat Weight: | 2,450 pounds (approximately) |
| Single Axle Trailer Weight: | 860 pounds |
| Tandem Axle Trailer Weight: | 1,100 pounds |
| Fuel Capacity: | 31 gallons |
| Depth at Transom: | 22 inches |
| Depth Amidship: | 25 inches |
| Draft: | 22 inches |
| Tow Bar Height to Waterline: | 29 inches |
| Capacity: | 9 people or 1,440 pounds |

multi-port with horizontal ignition EFI
350-cubic-inch GM V-8 engine—330 hp
MasterCraft Power Vortec Cadillac LQ9
HO 6.0 multi-port EFI V-8
engine—375 hp
MasterCraft Power Vortec L18 HO 8.1L
HO EFI 496-inch GM V-8
engine—425 hp
Battery, marine (dealer-installed)
Closed cooling system (not available
with shower, std with Cadillac
LQ9 engine)
European package

Canvas and Carpet

Bimini top, also available to fit with
ZeroFlex Flyer tower
(dealer-installed)
Boat cover
Bow Tonneau cover (dealer-installed)
Cockpit mooring cover (dealer-installed)
Drop-in carpeted floor mat
(dealer-installed)
Sun top (dealer-installed)
ZeroFlex Flyer tower boat cover
(dealer-installed)

Comfort and Convenience

Air pump for inflatables
Boat house cradle—galvanized
Bow filler cushion
Clarion AM/FM CD stereo system with
four marine speakers, with remote
Clarion AM/FM CD stereo system with
subwoofer and high-power amp
(500 watts)
Clarion 6-disc CD changer
Clarion transom-mounted stereo
remote control
Depth finder
Fiberglass swim platform—removable,
ivory or white
Heater (not available with L18 engine)
Pressurized hot/cold shower (not
available with closed cooling system)
Pull-up cleats for bow (stainless,
flush-mounted)
Pull-up cleats for stern (stainless,
flush-mounted)
Raised platform
Wireless headphones (set of 2)

Construction

Extended warranty
Custom gel coat
Metal flake gel coat

rearrangement of upholstery colors
Small stripe

Wakeboarding and Water Ski Performance

Slick Boot soap pump
Perfect Pass Cruise
Perfect Pass Pro Series
Perfect Pass Wakeboard Edition
2002 KGB System including saddle tanks
Removable center seat for walk-thru
Teak transom saver (not available with
fiberglass swim platform)
Tournament KPH speedometers
(two—no charge option)
Water temperature gauge (in place
of clock)
ZeroFlex Flyer tower with built-in
board racks (4 boards)
Clarion tower speakers (150 watts each)
with amp
Tower Light Bar with five lights

Trailers


Canadian-approved trailer
Galvanized single-axle trailer
with disc brakes
Galvanized tandem-axle trailer
with disc brakes
Single axle trailer with disc brakes
with pivot tongue
Tandem axle trailer with disc brakes
with pivot tongue
Spare trailer tire and wheel assembly
(available aluminum or galvanized)

OPTIONAL



EQUIPMENT

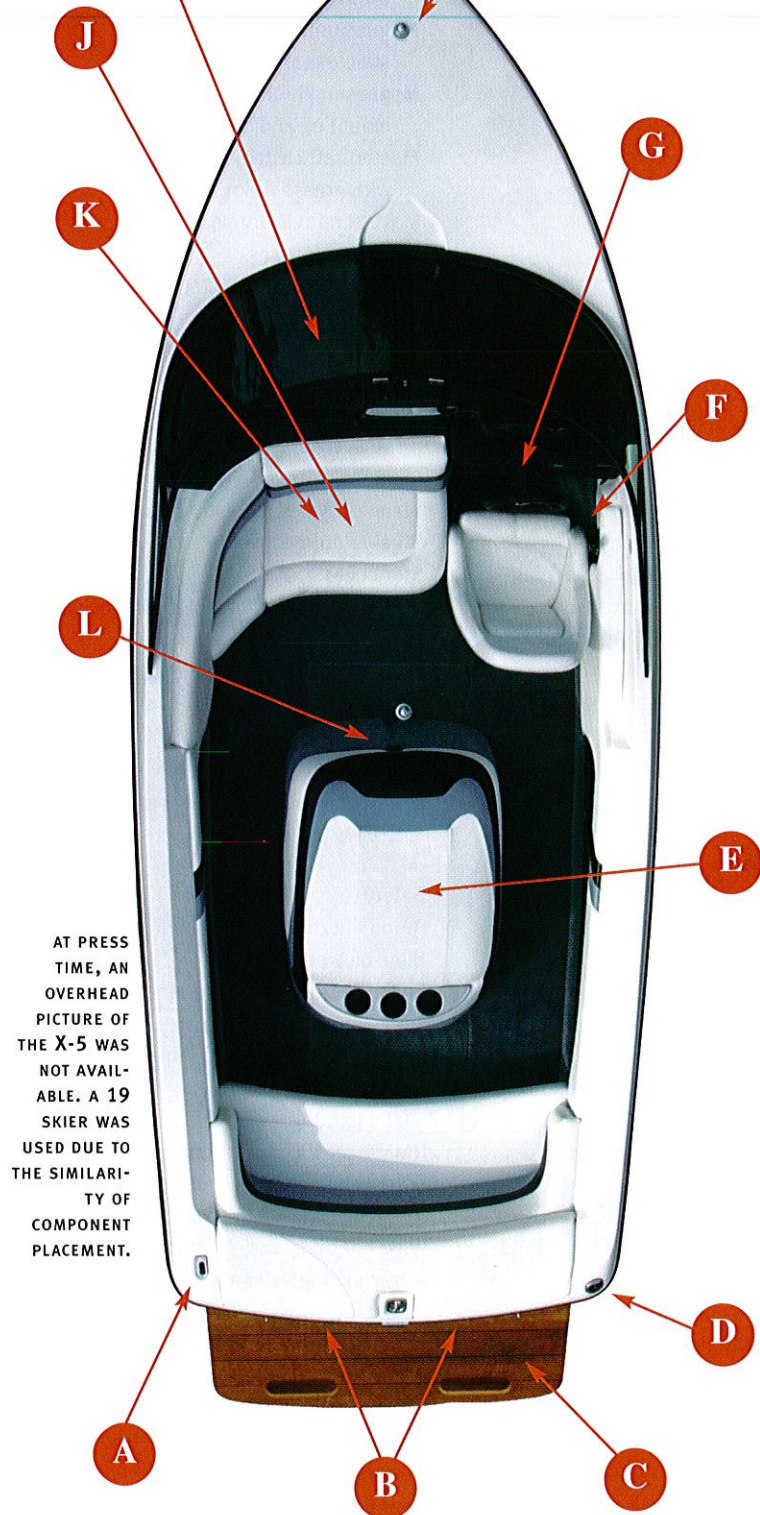
X-5



| | |
|---|---------------------------------------|
| A | AVAILABLE SLOT |
| B | FUEL GAUGE |
| C | SPEEDOMETER |
| D | TACHOMETER |
| E | CHECK ENGINE LIGHT |
| F | SPEEDOMETER |
| G | VOLTMETER |
| H | ENGINE TEMPERATURE GAUGE |
| I | OIL PRESSURE GAUGE |
| J | 12-VOLT RECEPTACLE |
| K | HORN |
| L | ACCESSORY 1 SWITCH |
| M | ACCESSORY 2 SWITCH |
| N | SPEEDO ADJUSTMENT SWITCH |
| O | BLOWER SWITCH |
| P | BILGE PUMP SWITCH |
| Q | NAVIGATIONAL AND ANCHOR LIGHTS SWITCH |
| R | IGNITION KEY SLOT |

| | |
|--------------------------------------|-------------------------------------|
| Length: | 19 feet-8 inches |
| Length of Boat with Platform: | 21 feet-7 inches |
| Width Amidship: | 85 inches |
| Overall Length with Trailer: | 21 feet-3 inches |
| Overall Width with Trailer: | 94 inches (single-axle) |
| | 96 inches (tandem) |
| Boat Weight: | 2,450 pounds (approximately) |
| Single Axle Trailer Weight: | 860 pounds |
| Tandem Axle Trailer Weight: | 1,100 pounds |
| Fuel Capacity: | 31 gallons |
| Depth at Transom: | 22 inches |
| Depth Amidship: | 25 inches |
| Draft: | 22 inches |
| Tow Bar Height to Waterline: | 29 inches |
| Capacity: | 9 people or 1,440 pounds |

LAYOUT



AT PRESS TIME, AN OVERHEAD PICTURE OF THE X-5 WAS NOT AVAILABLE. A 19 SKIER WAS USED DUE TO THE SIMILARITY OF COMPONENT PLACEMENT.

- A STERN LIGHT RECEPTACLE
- B BLOWER EXHAUST
- C SWIM PLATFORM
- D FUEL TANK FILLER
- E ENGINE COMPARTMENT
- F THROTTLE/SHIFT CONTROL
- G INSTRUMENT PANEL
- H BOW LIGHT
- I GLOVE BOX
- J BATTERY (UNDER SEAT)
- K FIRE EXTINGUISHER
(BEHIND SEAT)
- L DRAIN PLUG (IN BILGE)

STANDARD



EQUIPMENT

Propulsion and Systems

MasterCraft Power Vortec Predator 5.7L
EFI TBI 350-cubic-inch GM
V-8 engine—310 hp
1:1 gear ratio transmission
3-blade 13-inch propeller
3-year limited engine warranty
Competition throttle control
Dual exhaust system
Dual fuel filtration system
Engine temperature gauge
EZ Change oil kit
Fuel gauge
Low-battery voltage alarm
Oil pressure gauge
Silent Master muffler/exhaust system
Tachometer with hour meter

Comfort and Convenience

One (1) 12-volt DC power outlet
Center drain with threaded drain plug
Custom brushed aluminum steering wheel, ergonomically designed
Six (6) drink holders
Driver's seat w/rotocast frame, adjustable fore and aft
Gas-filled lifts for motor box cover
Lockable glove box
Observer's seat—aft-facing
Storage under sun deck
Sun deck, hinged
Teak swim platform, removable
Tilt steering wheel
Two-piece fully insulated motor box

Construction

All hand-laid fiberglass construction
All stainless steel and non-corrosive hardware
Aluminum floorboards
AnchorLok reinforcing plates, steel, aluminum, or HDPE, on all key parts
Bow eye, stainless steel
CelMaster reticulated dry-foam seat construction
Circuit breakers
Cross-linked polyethylene fuel cell
Curved tempered safety glass windshield
Gel coat tolerances to +/- .005"
Heavy-duty 40 oz. marine carpet with

dampening system for noise and vibration reduction
Magnesium bronze rudder box with o-rings and grease fittings
Magnesium bronze rudder with 1 1/8" stainless steel shaft
Magnesium bronze strut with 8-bolt mounting and dual bearings
MasterCraft custom steering connection with grease fittings
MasterCraft electromechanical custom gauges
Monocoque integrated stringer system
No-spill gas fill
On-water quality assurance testing of every boat
Precision Touch II rack-and-pinion steering system
Rigid PVC rub rail with vinyl insert
Stainless steel upholstery staples
Steel-reinforced molds
Stern eyes
Tapered prop shaft coupler with lock nut
Transferable hull-and-structural-components, limited lifetime warranty
Wiring harness with color-coded and labeled wires—meets ABYC standards
Vinyl—34 oz. premium grade with UV protection and mildew resisters, UV-protected threads

Safety

Automatic/manual bilge pump system
Bilge blower
Engine warning light and alarm
Fire extinguisher
Flotation meeting USCG requirements
Horn
Inland lighting
NMMA-certified for safety
Safety engine stop switch

Wakeboarding and

Water Ski Performance

Adjustable, oversized convex mirror with bracket, removable
USA Water Ski-approved
Parabolic tracking fins
Two (2) tournament speedometers
Transom ski tow eye
Wear-Guard anodized aluminum

package (includes 4-blade
14x18 propeller)
Battery, marine (dealer-installed)
Closed cooling system (not available
with shower)
European package

Canvas and Carpet

Bimini top, also available to fit with
ZeroFlex Flyer tower
(dealer-installed)
Boat cover
Drop-in carpeted floor mat
(dealer-installed)
Sun top (dealer-installed)
ZeroFlex Flyer tower boat cover
(dealer-installed)

Comfort and Convenience

Air pump for inflatables
Boat house cradle—galvanized
Clarion AM/FM CD stereo system with
four marine speakers
Clarion AM/FM CD stereo system with
subwoofer and high-power amp
(500 watts)
Clarion 6-disc CD changer
Clarion transom-mounted stereo
remote control
Depth finder
Fiberglass swim platform—removable,
ivory or white
Heater
Pressurized hot/cold shower (not
available with closed cooling system)
Pull-up cleats for bow (stainless,
flush-mounted)
Wireless headphones (set of 2)

Construction

Extended warranty
Custom gel coat
Metal flake gel coat
Reverse gel coat
Rearrangement of gel coat colors
Rearrangement of upholstery colors
Small stripe

Wakeboarding and Water Ski Performance

MasterCraft Training System (MTS)

Perfect Pass Wakeboard Edition
Teak transom saver
Tournament KPH speedometers
(two—no charge option)
ZeroFlex Flyer tower with board racks
Clarion tower speakers (150 watts each)
with amp
Tower Light Bar with five lights


Trailers

Canadian-approved trailer
Galvanized single-axle trailer
with disc brakes
Galvanized tandem-axle trailer
with disc brakes
Single axle trailer with disc brakes
with pivot tongue
Tandem axle trailer with disc brakes
with pivot tongue
Spare trailer tire and wheel assembly
(available aluminum or galvanized)

OPTIONAL



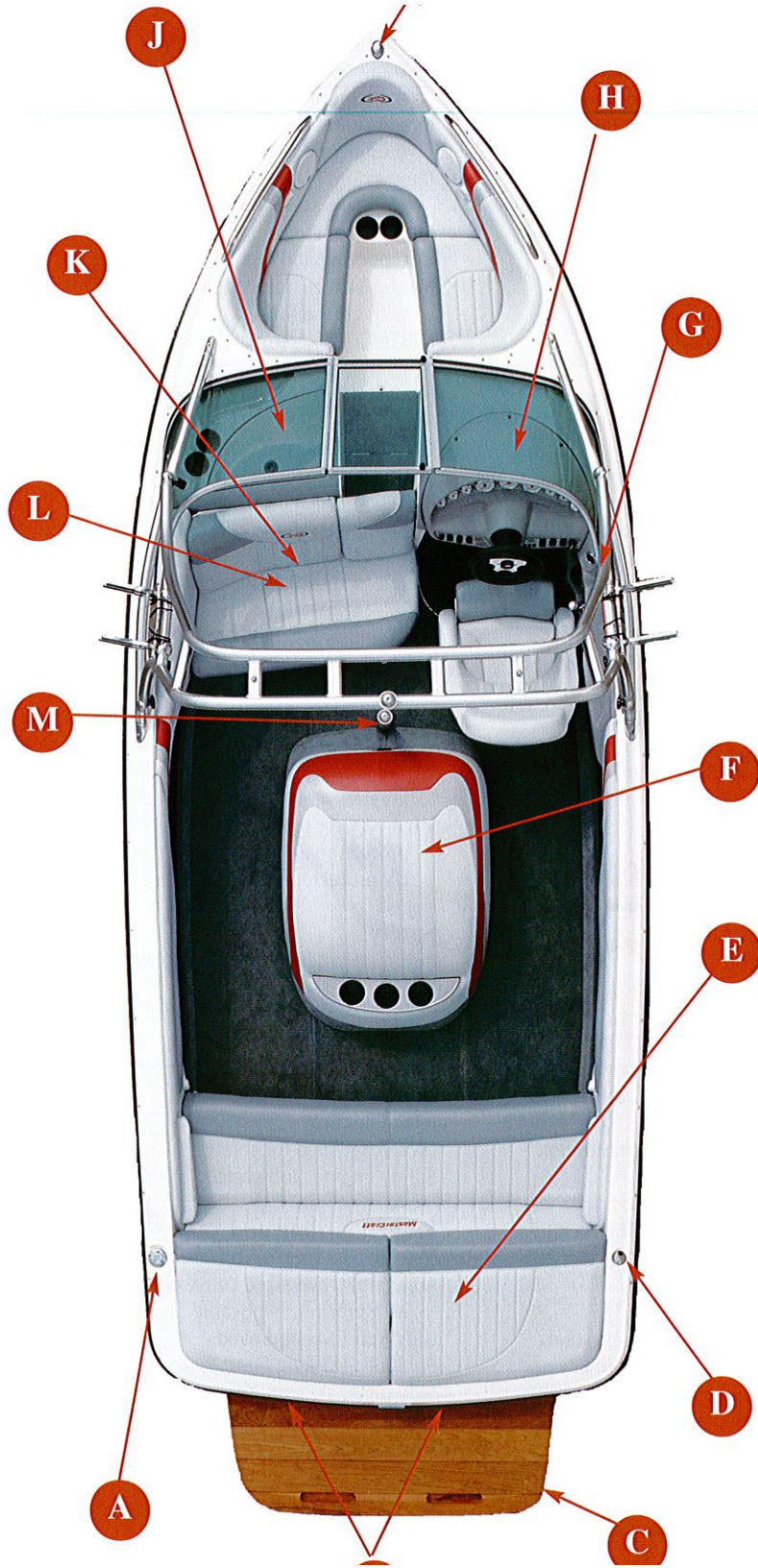
EQUIPMENT



| | |
|---|---------------------------------------|
| A | VOLTMETER |
| B | OIL PRESSURE GAUGE |
| C | ENGINE TEMPERATURE GAUGE |
| D | SPEEDOMETER |
| E | TACHOMETER |
| F | CHECK ENGINE LIGHT |
| G | SPEEDOMETER |
| H | FUEL GAUGE |
| I | CLOCK |
| J | AVAILABLE SLOT |
| K | HORN |
| L | ACCESSORY 1 SWITCH |
| M | ACCESSORY 2 SWITCH |
| N | COURTESY LIGHTS SWITCH |
| O | SPEEDO ADJUSTMENT SWITCHES |
| P | CLOCK ADJUSTMENT SWITCH |
| Q | NAVIGATIONAL AND ANCHOR LIGHTS SWITCH |
| R | BILGE PUMP SWITCH |
| S | BLOWER |
| T | IGNITION KEY SLOT |

| | |
|--------------------------------------|-------------------------------------|
| Length: | 19 feet-8 inches |
| Length of Boat with Platform: | 21 feet-6 inches |
| Width Amidship: | 91 inches |
| Overall Length with Trailer: | 22 feet-10 inches |
| Overall Width with Trailer: | 99 inches (single-axle) |
| | 100 inches (tandem) |
| Boat Weight: | 2,800 pounds (approximately) |
| Single Axle Trailer Weight: | 1,050 pounds |
| Tandem Axle Trailer Weight: | 1,220 pounds |
| Fuel Capacity: | 28 gallons |
| Depth at Transom: | 20 inches |
| Depth Amidship: | 23 1/2 inches |
| Draft: | 22 inches |
| Tow Bar Height to Waterline: | 29 inches |
| Capacity: | 10 people or 1,340 pounds |

LAYOUT



- A FUEL TANK FILLER
- B BLOWER EXHAUST
- C SWIM PLATFORM
- D STERN LIGHT RECEPTACLE
- E STORAGE UNDER SUN PAD
- F ENGINE COMPARTMENT
- G THROTTLE/SHIFT CONTROL
- H INSTRUMENT PANEL
- I BOW LIGHT
- J GLOVE BOX
- K BATTERY (UNDER SEAT)
- L FIRE EXTINGUISHER
(BEHIND SEAT)
- M DRAIN PLUG

STANDARD



EQUIPMENT

saver, walk-thru seat

Propulsion and Systems

MasterCraft Power Vortec Predator 5.7L
EFI TBI 350-cubic-inch GM
V-8 engine—310 hp
1:1 gear ratio transmission
4-blade 13-inch propeller
3-year limited engine warranty
Competition throttle control
Dual exhaust system
Dual fuel filtration system
Engine temperature gauge
EZ Change oil kit
Fuel gauge
High-pressure in-tank fuel pump
Low-battery voltage alarm
Oil pressure gauge
Silent Master muffler/exhaust system
Tachometer with hour meter
Voltmeter

Comfort and Convenience

Two (2) 12-volt DC power outlets
Center drain with threaded drain plug
Chronograph clock
Companionway walk-thru wind enclosure, canvas
Custom brushed aluminum steering wheel, ergonomically designed
Eight (8) drink holders
MasterView driver's seat
Gas-filled lifts for motor box cover
Lockable glove box, water-resistant with space for stereo and integral shelf
Observer's seat—aft-facing
Storage under bow seating
Storage under sun pad, illuminated
Sun pad—hinged, full access
Teak swim platform, removable
Tilt steering wheel
Two-piece fully insulated motor box

Construction

All hand-laid fiberglass construction
All stainless steel and non-corrosive hardware
Aluminum floorboards
AnchorLok reinforcing plates, steel, aluminum, or HDPE, on all key parts
Bow eye, stainless steel
CelMaster reticulated dry-foam seat construction
Circuit breakers
Cross-linked polyethylene fuel cell
Curved tempered safety glass windshield
Din-molded decals

Integrated gel coat stripping
M.O.D.S. MasterCraft Oscillation Dampening System for noise and vibration reduction
Magnesium bronze rudder box with o-rings and grease fittings
Magnesium bronze rudder with 1 1/8" stainless steel shaft
Magnesium bronze strut with 8-bolt mounting and dual bearings
MasterCraft custom steering connection with grease fittings
MasterCraft electromechanical custom gauges
Monocoque integrated stringer system
No-spill gas fill
On-water quality assurance testing of every boat
Precision Touch II rack-and-pinion steering system
Rigid PVC rub rail with vinyl insert
Stainless steel interior bow hand rails
Stainless steel upholstery staples
Steel-reinforced molds
Stern eyes
Tapered prop shaft coupler with lock nut
Transferable hull-and-structural-components, limited lifetime warranty
Wiring harness with color-coded and labeled wires—meets ABYC standards
Vinyl—34 oz. premium grade with UV protection and mildew resistors, UV-protected threads

Safety

Automatic/manual bilge pump system
Bilge blower
Engine warning light and alarm
Fire extinguisher
Flotation meeting USCG requirements
Horn
Inland lighting
NMMA-certified for safety
Safety engine stop switch

Wakeboarding and Water Ski Performance

Adjustable, oversized convex mirror with bracket, removable
USA Water Ski-approved
Parabolic tracking fins
Side panel ski storage
Swing-open center seat for walk-thru
Transom ski tow eye
Two (2) tournament speedometers
Wear-Guard anodized aluminum ski pylon, patented

350-cubic-inch GM V-8 engine—330 hp
MasterCraft Power Vortec Cadillac LQ9
HO 6.0 multi-port EFI V-8
engine—375 hp
MasterCraft Power Vortec L18 HO 8.1L
HO EFI 496-inch GM V-8
engine—425 hp
1.5:1 gear ratio patented PowerSlot
package (includes 4-blade
14x18 propeller)
Battery, marine (dealer-installed)
Closed cooling system (not available
with shower, std with Cadillac
LQ9 engine)
European package

Canvas and Carpet

Bimini top, also available to fit with
ZeroFlex Flyer tower
(dealer-installed)
Boat cover
Bow tonneau cover (dealer-installed)
Cockpit mooring cover (dealer-installed)
Drop-in carpeted floor mat
(dealer-installed)
Sun top (dealer-installed)
ZeroFlex Flyer tower boat cover
(dealer-installed)

Comfort and Convenience

Air pump for inflatables
Boat house cradle—galvanized
Clarion 6-disc CD changer
Clarion transom-mounted stereo
remote control
Depth finder
Fiberglass swim platform—removable,
ivory or white
Heater (not available with L18 engine)
Pressurized hot/cold shower (not
available with closed cooling system)
Pull-up cleats for bow (stainless,
flush-mounted)
Pull-up cleats for stern (stainless,
flush-mounted)
Wireless headphones (set of 2)

Construction

Extended warranty
Custom gel coat
Metal flake gel coat
Reverse gel coat
Rearrangement of gel coat colors
Rearrangement of upholstery colors
Small stripe

Extended pylon (dealer-installed)
Perfect Pass Cruise
Perfect Pass Pro Series
Perfect Pass Wakeboard Edition
Slick Boot soap pump
Tournament KPH speedometers
(two—no charge option)
Transom ski tow eye (dealer installed)
Water temperature gauge (in place
of clock)
Clarion tower speakers (150 watts each)
with amp
Tower Light Bar with five lights


Trailers

Canadian-approved trailer
Galvanized single-axle trailer
with disc brakes
Galvanized tandem-axle trailer
with disc brakes
Single axle trailer with disc brakes
with pivot tongue
Tandem axle trailer with disc brakes
with pivot tongue
Spare trailer tire and wheel assembly
(available aluminum or galvanized)

OPTIONAL



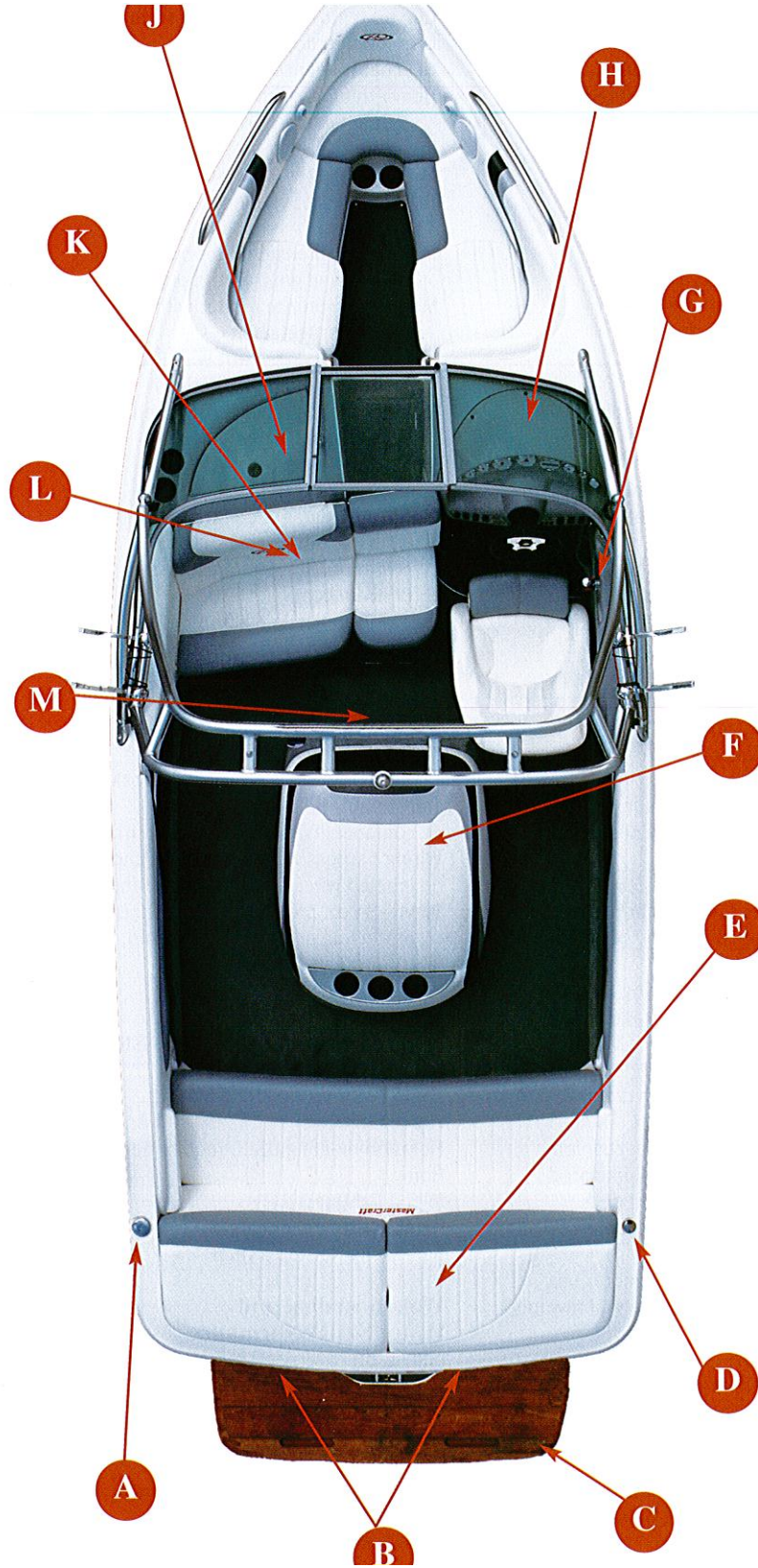
EQUIPMENT



| | |
|---|---------------------------------------|
| A | VOLTMETER |
| B | OIL PRESSURE GAUGE |
| C | ENGINE TEMPERATURE GAUGE |
| D | SPEEDOMETER |
| E | TACHOMETER |
| F | CHECK ENGINE LIGHT |
| G | SPEEDOMETER |
| H | FUEL GAUGE |
| I | CLOCK |
| J | AVAILABLE SLOT |
| K | HORN |
| L | ACCESSORY 1 SWITCH |
| M | ACCESSORY 2 SWITCH |
| N | COURTESY LIGHTS SWITCH |
| O | SPEEDO ADJUSTMENT SWITCHES |
| P | CLOCK ADJUSTMENT SWITCH |
| Q | NAVIGATIONAL AND ANCHOR LIGHTS SWITCH |
| R | BILGE PUMP SWITCH |
| S | BLOWER |
| T | IGNITION KEY SLOT |

| | |
|--------------------------------------|-------------------------------------|
| Length: | 20 feet-11 1/2 inches |
| Length of Boat with Platform: | 22 feet-9 1/2 inches |
| Width Amidship: | 96 inches |
| Overall Length with Trailer: | 23 feet-1 inch |
| Overall Width with Trailer: | 100 inches |
| Boat Weight: | 2,850 pounds (approximately) |
| Single Axle Trailer Weight: | 1,000 pounds |
| Tandem Axle Trailer Weight: | 1,180 pounds |
| Fuel Capacity: | 35 gallons |
| Depth at Transom: | 23 inches |
| Depth Amidship: | 25 1/2 inches |
| Draft: | 22 inches |
| Tow Bar Height to Waterline: | 29 inches |
| Capacity: | 12 people or 1,705 pounds |

LAYOUT



- A FUEL TANK FILLER
- B BLOWER EXHAUST
- C SWIM PLATFORM
- D STERN LIGHT RECEPTACLE
- E STORAGE UNDER SUN PAD
- F ENGINE COMPARTMENT
- G THROTTLE/SHIFT CONTROL
- H INSTRUMENT PANEL
- I BOW LIGHT
- J GLOVE BOX
- K BATTERY (UNDER SEAT)
- L FIRE EXTINGUISHER
(BEHIND SEAT)
- M DRAIN PLUG

saver and walk-thru seat

Propulsion and Systems

MasterCraft Power Vortec Predator 5.7L

EFI TBI 350-cubic-inch GM

V-8 engine—310 hp

1:1 gear ratio transmission

4-blade 13-inch propeller

3-year limited engine warranty

Competition throttle control

Dual exhaust system

Dual fuel filtration system

Engine temperature gauge

EZ Change oil kit

Fuel gauge

High-pressure in-tank fuel pump

Low-battery voltage alarm

Oil pressure gauge

Silent Master muffler/exhaust system

Tachometer with hour meter

Voltmeter

Comfort and Convenience

Two (2) 12-volt DC power outlets

Built-in cooler with drain and ski storage locker

Center drain with threaded drain plug

Chronograph clock

Companionway walk-thru wind enclosure, canvas

Custom brushed aluminum steering wheel, ergonomically designed

Eight (8) drink holders

MasterView driver's seat

Gas-filled lifts for motor box cover

Lockable glove box, water-resistant with space for stereo

Observer's seat—aft-facing

Illuminated lockable storage behind observer's seat

Rear seat converts to 3-person sun pad

Recessed floorboard with drain—driver's area

Removable lower rear seat cushion

Storage under sun pad, illuminated

Sun pad—full access, split deck

Teak swim platform, removable

Tilt steering wheel

Two-piece fully insulated motor box

Transom hand rail with integral tow loop

Construction

All hand-laid fiberglass construction

All stainless steel and non-corrosive hardware

Aluminum floorboards

AnchorLok reinforcing plates, steel, aluminum, or HDPE, on all key parts

Bow eye, stainless steel

Curved tempered safety glass windshield

Drip-molded decals

Gel coat tolerances to +/- .005"

Heavy-duty 40 oz. marine carpet with

5-year limited warranty

Integrated gel coat striping

M.O.D.S. MasterCraft Oscillation

Dampening System for noise and vibration reduction

Magnesium bronze rudder box with o-rings and grease fittings

Magnesium bronze rudder with 1 1/8" stainless steel shaft

Magnesium bronze strut with 8-bolt mounting and dual bearings

MasterCraft custom steering connection with grease fittings

MasterCraft electromechanical custom gauges

Monocoque integrated stringer system

No-spill gas fill

On-water quality assurance testing of every boat

Precision Touch II rack-and-pinion steering system

Rigid PVC rub rail with vinyl insert

Stainless steel bow hand rails

Stainless steel upholstery staples

Stern eyes

Tapered prop shaft coupler with lock nut

Transferable hull-and-structural-components, limited lifetime warranty

Wiring harness with color-coded and labeled wires—meets ABYC standards

Vinyl—34 oz. premium grade with UV protection and mildew resisters, UV-protected threads

Safety

Automatic/manual bilge pump system

Bilge blower

Engine warning light and alarm

Fire extinguisher

Flotation meeting USCG requirements

Horn

Inland lighting

NMMA-certified for safety

Safety engine stop switch

Wakeboarding and Water Ski Performance

Adjustable, oversized convex mirror with bracket, removable

USA Water Ski-approved

Parabolic tracking fins

Side panel ski storage

Two (2) tournament speedometers

Wear-Guard anodized aluminum

ski pylon, patented

STANDARD



EQUIPMENT

350-cubic-inch GM V-8 engine—330 hp
MasterCraft Power Vortec Cadillac LQ9
HO 6.0 multi-port EFI V-8
engine—375 hp
MasterCraft Power Vortec L18 HO 8.1L
HO EFI 496-inch GM V-8
engine—425 hp
1.5:1 gear ratio patented PowerSlot
package (includes 4-blade
14x18 propeller)
Battery, marine (dealer-installed)
Closed cooling system (not available
with shower, std with Cadillac
LQ9 engine)
European package

Canvas and Carpet

Bimini top, available to fit with ZeroFlex
Flyer tower (dealer-installed)
Boat cover
Bow Tonneau cover (dealer-installed)
Cockpit mooring cover (dealer-installed)
Drop-in carpeted floor mat
(dealer-installed)
Sun top (dealer-installed)
ZeroFlex Flyer tower boat cover
(dealer-installed)

Comfort and Convenience

Air pump for inflatables
Boat house cradle—galvanized
Bow filler cushion
Clarion 6-disc CD changer
Clarion transom-mounted stereo
remote control
Depth finder
Fiberglass swim platform—removable,
ivory or white
Heater (not available with L18 engine)
Pressurized hot/cold shower (not
available with closed cooling system)
Pull-up cleats for bow (stainless,
flush-mounted)
Pull-up cleats for stern (stainless,
flush-mounted)
Wireless headphones (set of 2)

Construction

Extended warranty
Custom gel coat
Metal flake gel coat
Reverse gel coat
Rearrangement of gel coat colors
Rearrangement of upholstery colors
Small stripe

Wakeboarding and Water Ski Performance

Backstop Rope Deflection System

Removable center seat for walk-thru
Teak transom saver (not available
with fiberglass swim platform)
Tournament KPH speedometers
(two—no charge option)
Water temperature gauge (in place
of clock)
Clarion tower speakers (150 watts each)
with amp
Tower Light Bar with five lights

Trailers


Canadian-approved trailer
Galvanized single-axle trailer
with disc brakes
Galvanized tandem-axle trailer
with disc brakes
Single axle trailer with disc brakes
with pivot tongue
Tandem axle trailer with disc brakes
with pivot tongue
Spare trailer tire and wheel assembly
(available aluminum or galvanized)

OPTIONAL



EQUIPMENT

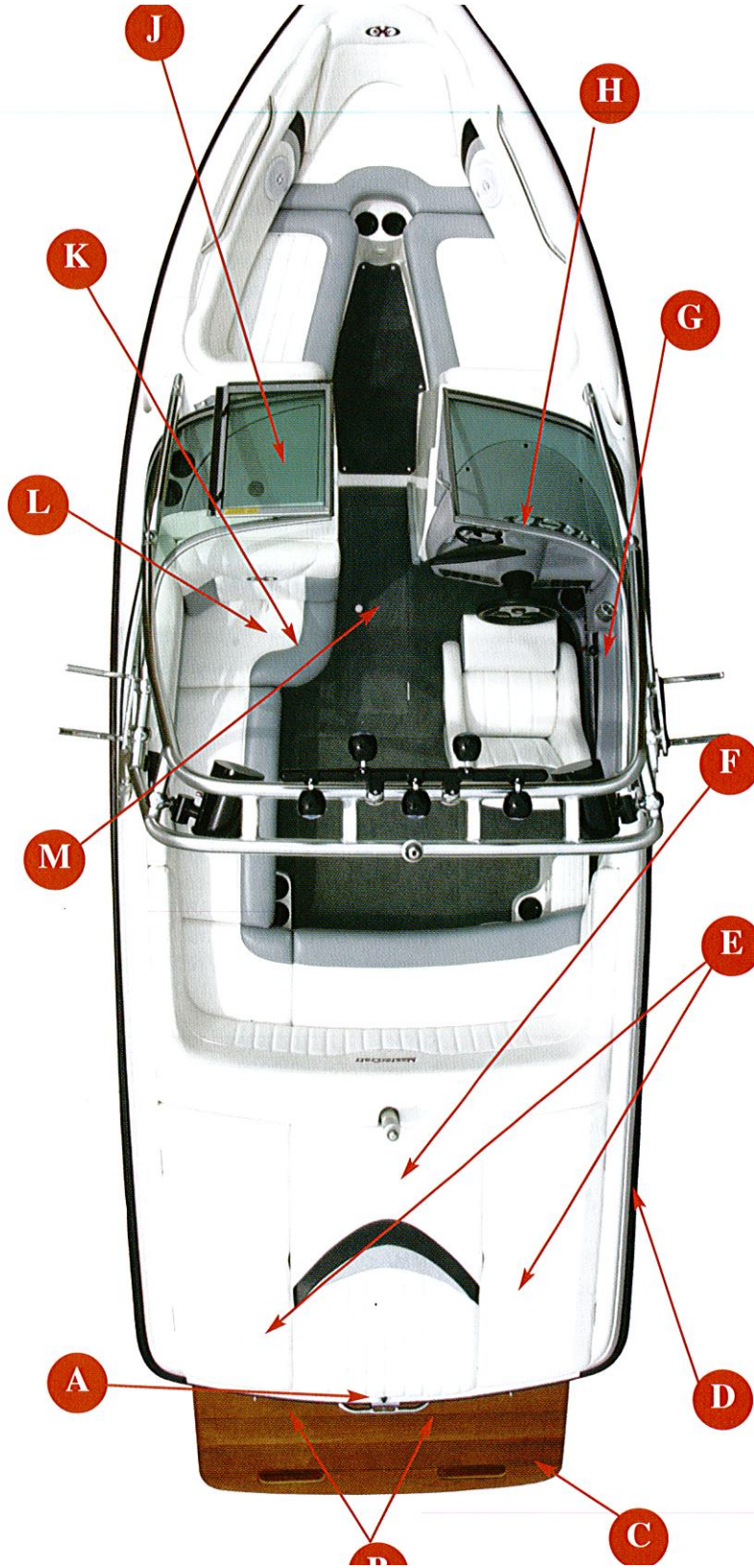
X-Star



| | |
|---|---------------------------------------|
| A | VOLTMETER |
| B | OIL PRESSURE GAUGE |
| C | ENGINE TEMPERATURE GAUGE |
| D | SPEEDOMETER |
| E | TACHOMETER |
| F | CHECK ENGINE LIGHT |
| G | SPEEDOMETER |
| H | FUEL GAUGE |
| I | CLOCK |
| J | AVAILABLE SLOT |
| K | HORN |
| L | ACCESSORY 1 SWITCH |
| M | ACCESSORY 2 SWITCH |
| N | COURTESY LIGHTS SWITCH |
| O | SPEEDO ADJUSTMENT SWITCHES |
| P | CLOCK ADJUSTMENT SWITCH |
| Q | NAVIGATIONAL AND ANCHOR LIGHTS SWITCH |
| R | BILGE PUMP SWITCH |
| S | BLOWER |
| T | IGNITION KEY SLOT |

| | |
|--------------------------------------|--|
| Length: | 20 feet-7 inches |
| Length of Boat with Platform: | 22 feet-6 inches |
| Width Amidship: | 90 inches |
| Overall Length with Trailer: | 22 feet-7 inches |
| Overall Width with Trailer: | 95 inches (single-axle) 96 inches (tandem-axle) |
| Boat Weight: | 3,050 pounds (approximately) |
| Single Axle Trailer Weight: | 1,050 pounds |
| Tandem Axle Trailer Weight: | 1,250 pounds |
| Fuel Capacity: | 33 gallons |
| Depth at Transom: | 23 1/2 inches |
| Depth Amidship: | 25 inches |
| Draft: | 22 inches |
| Tow Bar Height to Waterline: | 29 inches |
| Capacity: | 12 people or 1,720 pounds |

LAYOUT



A STERN LIGHT RECEPTACLE

B BLOWER EXHAUST

C SWIM PLATFORM

D FUEL TANK FILLER

E STORAGE UNDER SUN PAD

F ENGINE COMPARTMENT

G THROTTLE/SHIFT CONTROL

H INSTRUMENT PANEL

I BOW LIGHT


J GLOVE BOX

K BATTERY (UNDER SEAT)

L FIRE EXTINGUISHER

(BEHIND SEAT)

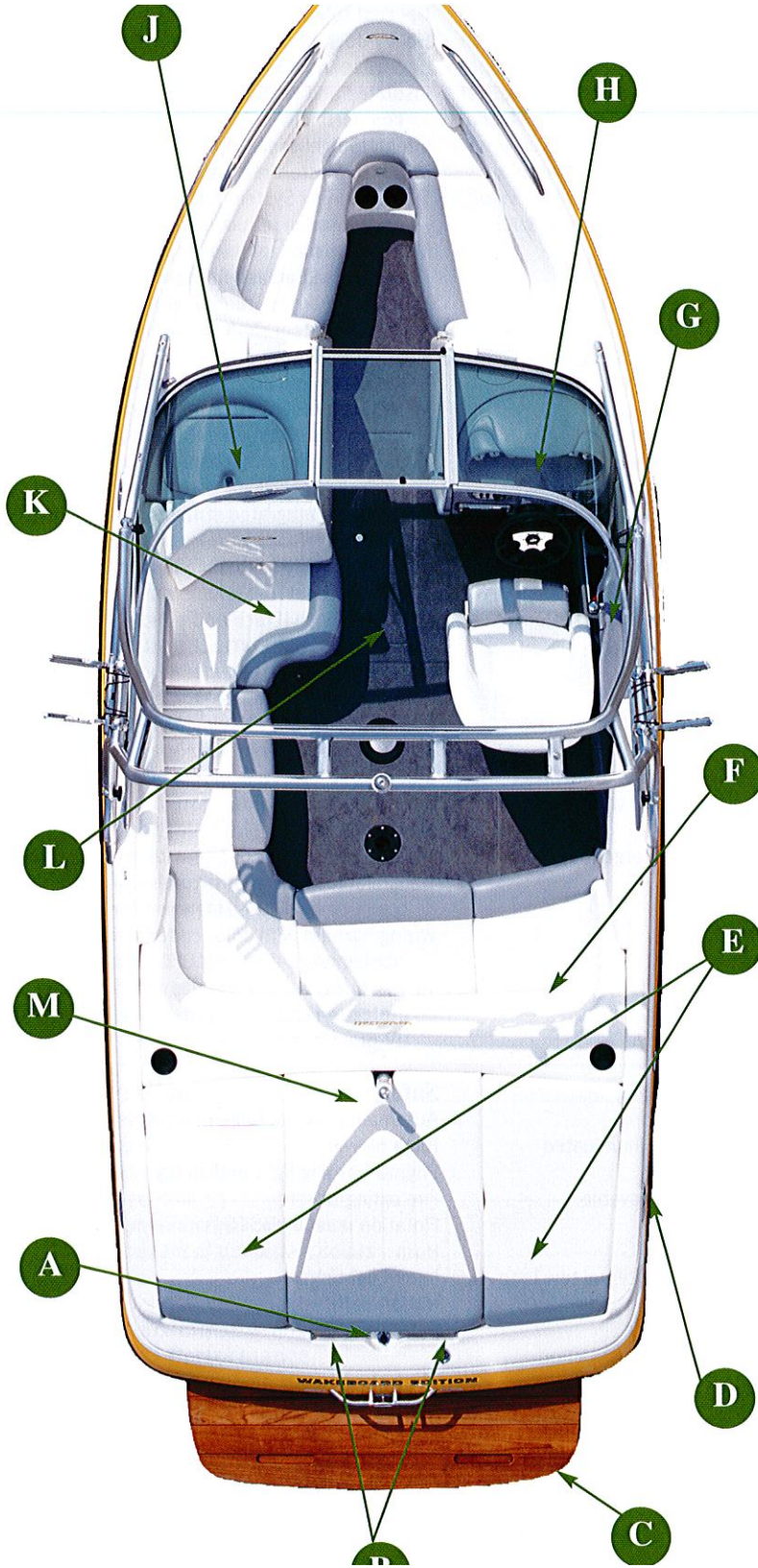
M SKI LOCKER



- A OIL PRESURE GAUGE
- B ENGINE TEMPERATURE GAUGE
- C TACHOMETER
- D CHECK ENGINE LIGHT
- E DEPTH FINDER
- F SPEEDOMETER
- G VOLTMETER
- H FUEL GAUGE
- I HORN
- J 12-VOLT RECEPTACLE
- K SPEEDOMETER CALIBRATION
- L IGNITION KEY SLOT
- M STEREO INSERT
- N ACCESSORY 1
- O ACCESSORY 2
- P COURTESY LIGHTS
- Q NAVIGATIONAL LIGHTS
- R BILGE PUMP SWITCH
- S BLOWER

| | |
|--------------------------------------|------------------------------|
| Length: | 20 feet-9 inches |
| Length of Boat with Platform: | 22 feet-6 inches |
| Width Amidship: | 90 inches |
| Overall Length with Trailer: | 22 feet-11 inches |
| Overall Width with Trailer: | 98 inches (single-axle) |
| | 100 inches (tandem-axle) |
| Boat Weight: | 3,075 pounds (approximately) |
| Single Axle Trailer Weight: | 1,035 pounds |
| Tandem Axle Trailer Weight: | 1,155 pounds |
| Fuel Capacity: | 45 gallons |
| Depth at Transom: | 27 1/2 inches |
| Depth Amidship: | 26 1/2 inches |
| Draft: | 22 1/2 inches |
| Capacity: | 11 people or 1,620 pounds |

LAYOUT



A STERN LIGHT RECEPTACLE

B BLOWER EXHAUST

C SWIM PLATFORM

D FUEL TANK FILLER

E STORAGE UNDER SUN PAD

F BATTERY (BEHIND SEAT)

G THROTTLE/SHIFT CONTROL

H INSTRUMENT PANEL

I BOW LIGHT

J GLOVE BOX


K FIRE EXTINGUISHER

(BEHIND SEAT)

L SKI LOCKER

M ENGINE COMPARTMENT

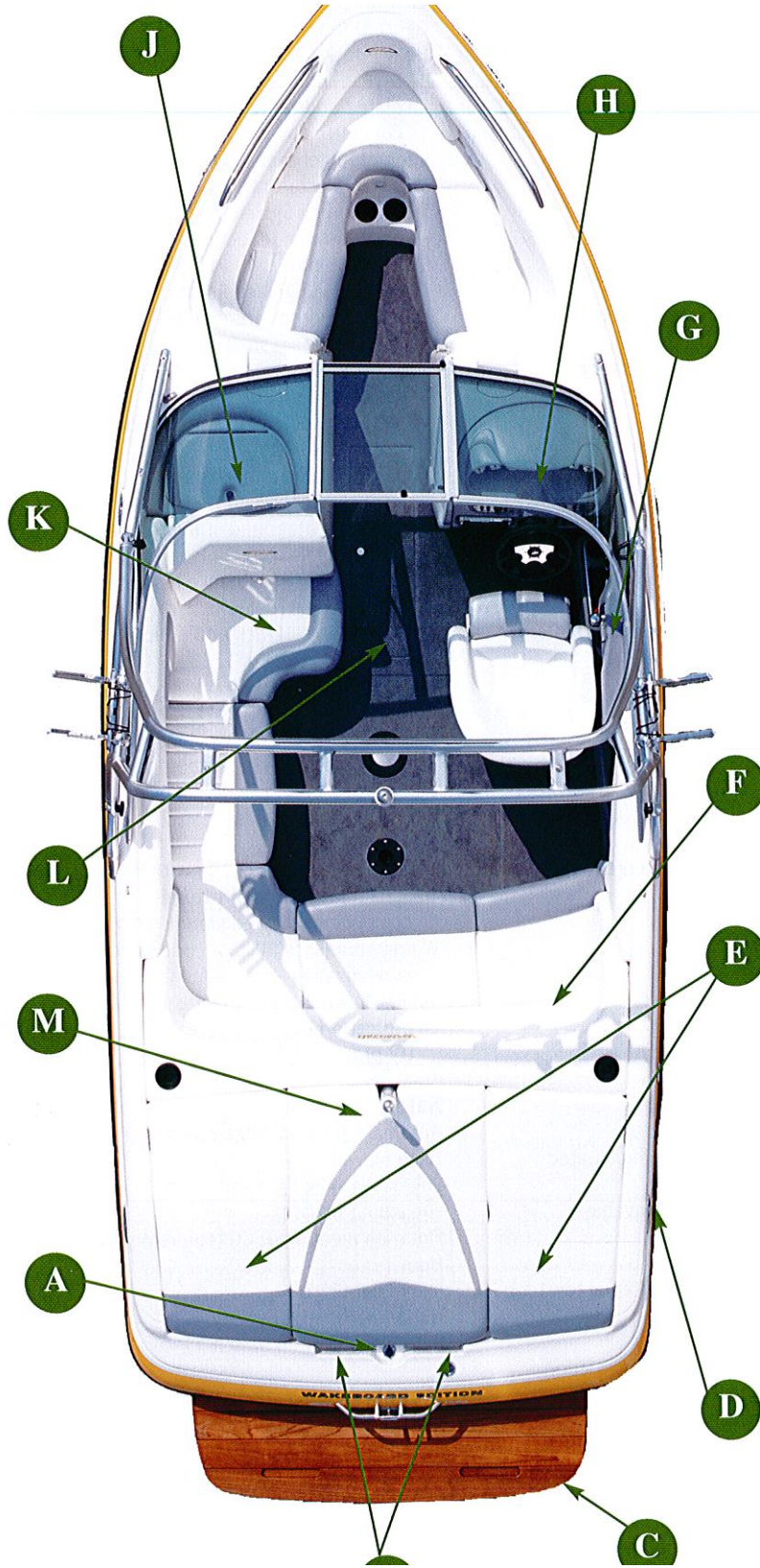
X-30



| | |
|---|--------------------------|
| A | OIL PRESSURE GAUGE |
| B | ENGINE TEMPERATURE GAUGE |
| C | TACHOMETER |
| D | CHECK ENGINE LIGHT |
| E | DEPTH FINDER |
| F | SPEEDOMETER |
| G | VOLTMETER |
| H | FUEL GAUGE |
| I | HORN |
| J | 12-VOLT RECEPTACLE |
| K | SPEEDOMETER CALIBRATION |
| L | IGNITION KEY SLOT |
| M | STEREO INSERT |
| N | ACCESSORY 1 |
| O | ACCESSORY 2 |
| P | COURTESY LIGHTS |
| Q | NAVIGATIONAL LIGHTS |
| R | BILGE PUMP SWITCH |
| S | BLOWER |

| | |
|--------------------------------------|-------------------------------------|
| Length: | 22 feet-8 inches |
| Length of Boat with Platform: | 24 feet-5 inches |
| Width Amidship: | 98 inches |
| Overall Length with Trailer: | 24 feet-7 inches |
| Overall Width with Trailer: | 99 inches |
| Boat Weight: | 3,300 pounds (approximately) |
| Tandem Axle Trailer Weight: | 1,640 pounds |
| Fuel Capacity: | 61 gallons |
| Depth at Transom: | 27 1/2 inches |
| Depth Amidship: | 26 1/2 inches |
| Draft: | 22 1/2 inches |
| Capacity: | 12 people or 1,660 pounds |

LAYOUT



A STERN LIGHT RECEPTACLE

B BLOWER EXHAUST

C SWIM PLATFORM

D FUEL TANK FILLER

E STORAGE UNDER SUN PAD

F BATTERY (BEHIND SEAT)

G THROTTLE/SHIFT CONTROL

H INSTRUMENT PANEL

I BOW LIGHT

J GLOVE BOX

K FIRE EXTINGUISHER

(BEHIND SEAT)

L SKI LOCKER

M ENGINE COMPARTMENT

speakers and remote, subwoofer and amplifier, ZeroFlex Flyer tower with built-in board racks, monograms, instrumentation and applique (color of dash panel), graphics, KGB with double saddle tank ballast systems, black gunnel trim and transom saver

Propulsion and Systems

MasterCraft Power Vortec Predator 5.7L
EFI TBI 350-cubic-inch GM
V-8 engine—310 hp
1.5:1 gear ratio transmission
4-blade 14-inch propeller
3-year limited engine warranty
Competition throttle control
Dual exhaust system
Dual fuel filtration system
Engine temperature gauge
EZ Change oil kit
Fuel gauge
High-pressure in-tank fuel pump
Low-battery voltage alarm
Oil pressure gauge
Silent Master muffler/exhaust system
Tachometer with hour meter
Voltmeter

Comfort and Convenience

Two (2) 12-volt DC power outlets
Center drain with threaded drain plug
Companionway walk-thru wind enclosure, canvas
Custom steering wheel, ergonomically designed
Custom dash
Depth finder
Drink holders
MasterView driver's seat
Driver's side armrest
Driver's side storage tray
Lockable glove box
Observer's seat—aft-facing
Storage under bow seating
Storage under sun pad, illuminated
Sun pad, three-piece
Teak swim platform, removable
Tilt steering wheel
Transom drain plug
Transom hand rail with integral tow loop

Construction

All hand-laid fiberglass construction
All stainless steel and non-corrosive hardware
Aluminum floorboards
AnchorLok reinforcing plates, steel, aluminum, or HDPE, on all key parts
Bow eye, stainless steel
CelMaster reticulated dry-foam

Curved tempered safety glass windshield
Gel coat tolerances to +/- .005"
Heavy-duty 40 oz. marine carpet with 5-year limited warranty
Insulated and vented engine compartment
Integrated gel coat striping
M.O.D.S. MasterCraft Oscillation Dampening System for noise and vibration reduction
Magnesium bronze rudder box with o-rings and grease fittings
Magnesium bronze rudder with 1 1/8" stainless steel shaft
Magnesium bronze strut with 8-bolt mounting and dual bearings
MasterCraft custom steering connection with grease fittings
MasterCraft electromechanical custom gauges
Monocoque integrated stringer system
No-spill gas fill
On-water quality assurance testing of every boat
Precision Touch II rack-and-pinion steering system
Pull-up cleats
Pop-up cleats
Rigid PVC rub rail with vinyl insert
Stainless steel bow hand rails
Stainless steel upholstery staples
Steel reinforced molds
Stern eyes
Tapered prop shaft coupler with lock nut
Transferable hull-and-structural-components, limited lifetime warranty
Wiring harness with color-coded and labeled wires—meets ABYC standards
Vinyl—34 oz. premium grade with UV protection and mildew resistors, UV-protected threads

Safety

Automatic/manual bilge pump system
Bilge blower
Engine warning light and alarm
Fire extinguisher
Flotation meeting USCG requirements
Horn
Inland lighting
NMMA-certified for safety
Safety engine stop switch

Wakeboarding and Water Ski Performance

Adjustable, oversized convex mirror with bracket, removable
USA Water Ski-endorsed
Speedometer
Wear-Guard anodized aluminum

STANDARD



EQUIPMENT

multi-port with remote ignition
EFI 350-cubic-inch GM V-8
engine—330 hp
MasterCraft Power Vortec Cadillac LQ9
HO 6.0 multi-port EFI V-8
engine—375 hp
MasterCraft Power Vortec L18 HO 8.1L
HO EFI 496-inch GM V-8
engine—425 hp
Battery, marine (dealer-installed)
Closed cooling system (not available
with shower, std with Cadillac
LQ9 engine)
European package

Canvas and Carpet

Bimini top, available to fit with ZeroFlex
Flyer tower (dealer-installed)
Boat cover
Bow tonneau cover (dealer-installed)
Cockpit mooring cover (dealer-installed)
ZeroFlex Flyer tower boat cover
(dealer-installed)
Sun top (dealer-installed)

Comfort and Convenience

Air pump for inflatables
Boat house cradle—galvanized
Bow filler cushion
Clarion 6-disc CD changer
Clarion transom-mounted stereo
remote control
Cockpit table, stowable with
drink holders
Depth finder
Fiberglass swim platform—removable,
ivory or white
Heater (not available with L18 engine)
Pressurized hot/cold shower (not
available with closed cooling system)
Wireless headphones (set of 2)

Construction

Extended warranty
Custom gel coat
Metal flake gel coat
Reverse gel coat
Rearrangement of gel coat colors
Rearrangement of upholstery colors
Small stripe

Wakeboarding and Water Ski Performance


Slick Boot soap pump
Perfect Pass Cruise
Perfect Pass Pro
Perfect Pass Wakeboard Edition
Removable center seat for walk-thru
Clarion tower speakers (150 watts each)
with amn

Galvanized single axle trailer
with disc brakes
Galvanized tandem-axle trailer
with disc brakes
Single axle trailer with disc brakes
with pivot tongue
Tandem axle trailer with disc brakes
with pivot tongue
Spare trailer tire and wheel assembly
(available aluminum or galvanized)

OPTIONAL



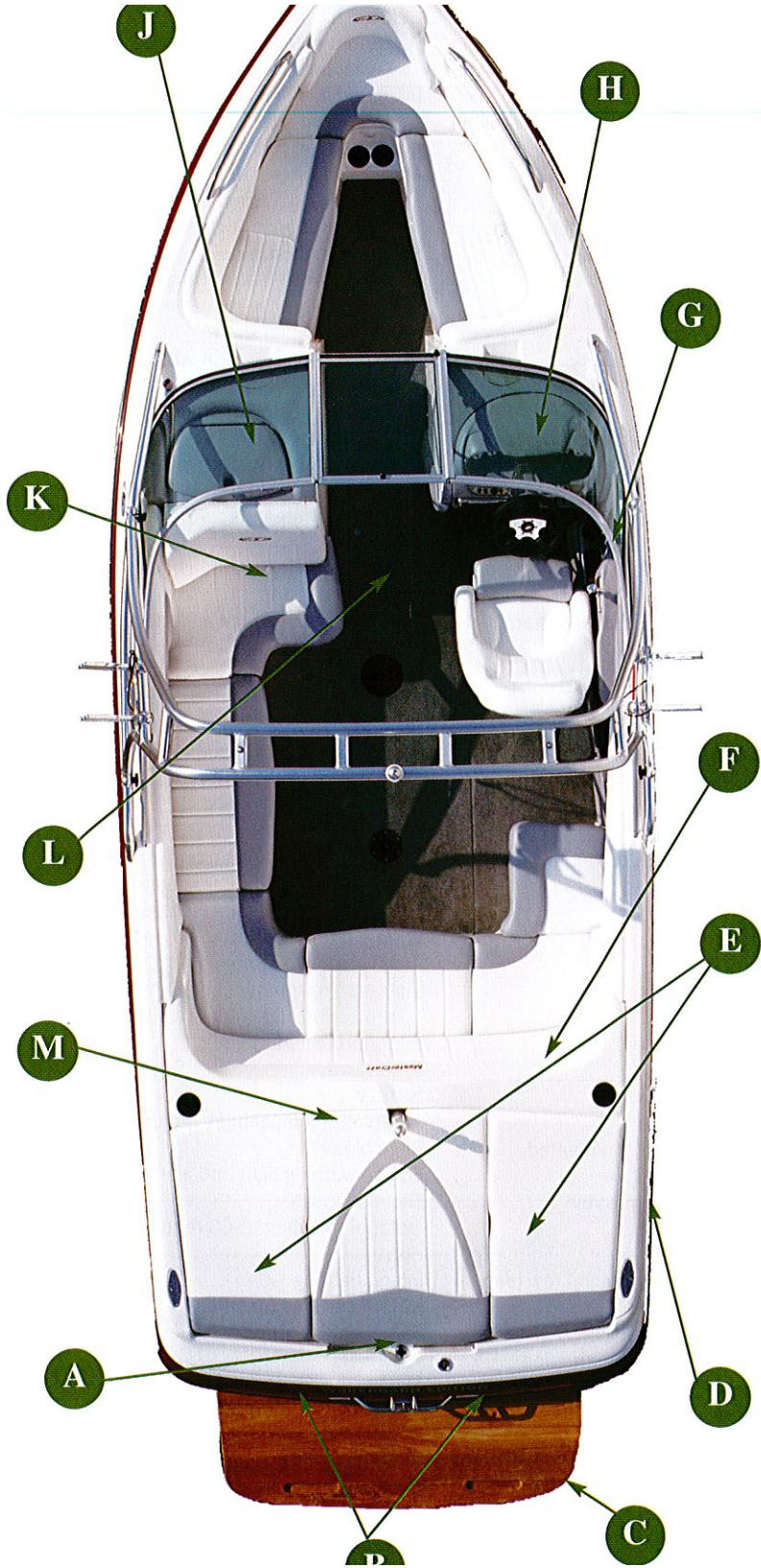
EQUIPMENT



| | |
|---|--------------------------|
| A | OIL PRESSURE GAUGE |
| B | ENGINE TEMPERATURE GAUGE |
| C | TACHOMETER |
| D | CHECK ENGINE LIGHT |
| E | DEPTH FINDER |
| F | SPEEDOMETER |
| G | VOLTMETER |
| H | FUEL GAUGE |
| I | HORN |
| J | 12-VOLT RECEPTACLE |
| K | SPEEDOMETER CALIBRATION |
| L | IGNITION KEY SLOT |
| M | STEREO INSERT |
| N | ACCESSORY 1 |
| O | ACCESSORY 2 |
| P | COURTESY LIGHTS |
| Q | NAVIGATIONAL LIGHTS |
| R | BILGE PUMP SWITCH |
| S | BLOWER |

| | |
|--------------------------------------|-------------------------------------|
| Length: | 22 feet-8 inches |
| Length of Boat with Platform: | 24 feet-5 inches |
| Width Amidship: | 98 inches |
| Overall Length with Trailer: | 24 feet-7 inches |
| Overall Width with Trailer: | 99 inches |
| Boat Weight: | 3,300 pounds (approximately) |
| Tandem Axle Trailer Weight: | 1,640 pounds |
| Fuel Capacity: | 61 gallons |
| Depth at Transom: | 27 1/2 inches |
| Depth Amidship: | 26 1/2 inches |
| Draft: | 22 1/2 inches |
| Capacity: | 12 people or 1,660 pounds |

LAYOUT



- A STERN LIGHT RECEPTACLE
- B BLOWER EXHAUST
- C SWIM PLATFORM
- D FUEL TANK FILLER
- E STORAGE UNDER SUN PAD
- F BATTERY (UNDER SEAT)
- G THROTTLE/SHIFT CONTROL
- H INSTRUMENT PANEL
- I BOW LIGHT
- J GLOVE BOX
- K FIRE EXTINGUISHER
(BEHIND SEAT)
- L SKI LOCKER
- M ENGINE COMPARTMENT

Amplifier, ZeroFlex Flyer tower with built-in board racks, monograms, instrumentation and applique (color of dash panel), graphics, KGB with double saddle tank ballast system, black gunnel trim and transom saver

Propulsion and Systems

MasterCraft Power Vortec Predator 5.7L
EFI TBI 350-cubic-inch GM
V-8 engine—310 hp
1.5:1 gear ratio transmission
4-blade 14-inch propeller
3-year limited engine warranty
Competition throttle control
Dual exhaust system
Dual fuel filtration system
Engine temperature gauge
EZ Change oil kit
Fuel gauge
High-pressure in-tank fuel pump
Low-battery voltage alarm
Oil pressure gauge
Silent Master muffler/exhaust system
Tachometer with hour meter
Voltmeter

Comfort and Convenience

Two (2) 12-volt DC power outlets
Center drain with threaded drain plug
Companionway walk-thru wind enclosure, canvas
Custom steering wheel, ergonomically designed
Custom wood dash
Depth finder
Drink holders
MasterView driver's seat
Driver's side armrest
Driver's side storage tray
Lockable glove box
Observer's seat—aft-facing
Storage under bow seating
Storage under sun pad, illuminated
Sun pad, three-piece
Teak swim platform, removable
Tilt steering wheel
Transom drain plug
Transom hand rail with integral tow loop

Construction

All hand-laid fiberglass construction
All stainless steel and non-corrosive hardware
Aluminum floorboards
AnchorLok reinforcing plates, steel, aluminum, or HDPE, on all key parts
Bow eye, stainless steel
CelMaster reticulated dry-foam

Gel coat tolerances to +/- .005"
Heavy-duty 40 oz. marine carpet with 5-year limited warranty
Insulated and vented engine compartment
Integrated gel coat striping
M.O.D.S. MasterCraft Oscillation Dampening System for noise and vibration reduction
Magnesium bronze rudder box with o-rings and grease fittings
Magnesium bronze rudder with 1 1/8" stainless steel shaft
Magnesium bronze strut with 8-bolt mounting and dual bearings
MasterCraft custom steering connection with grease fittings
MasterCraft electromechanical custom gauges
Monocoque integrated stringer system
No-spill gas fill
On-water quality assurance testing of every boat
Precision Touch II rack-and-pinion steering system
Pull-up cleats
Pop-up cleats
Rigid PVC rub rail with vinyl insert
Stainless steel bow hand rails
Stainless steel upholstery staples
Steel reinforced molds
Stern eyes
Tapered prop shaft coupler with lock nut
Transferable hull-and-structural-components, limited lifetime warranty
Wiring harness with color-coded and labeled wires—meets ABYC standards
Vinyl—34 oz. premium grade with UV protection and mildew resistors, UV-protected threads

Safety

Automatic/manual bilge pump system
Bilge blower
Engine warning light and alarm
Fire extinguisher
Flotation meeting USCG requirements
Horn
Inland lighting
NMMA-certified for safety
Safety engine stop switch

Wakeboarding and Water Ski Performance

Adjustable, oversized convex mirror with bracket, removable
USA Water Ski-endorsed
Speedometer
Wear-Guard anodized aluminum

STANDARD



EQUIPMENT

350-cubic-inch GM V-8 engine—330 hp
MasterCraft Power Vortec Cadillac LQ9
HO 6.0 multi-port EFI V-8
engine—375 hp
MasterCraft Power Vortec L18 HO 8.1L
HO EFI 496-inch GM V-8
engine—425 hp
Battery, marine (dealer-installed)
Closed cooling system (not available
with shower, std with Cadillac
LQ9 engine)
European package

Canvas and Carpet

Bimini top, available to fit with ZeroFlex
Flyer tower (dealer-installed)
Boat cover
Bow tonneau cover (dealer-installed)
Cockpit mooring cover (dealer-installed)
Drop-in carpeted floor mat
(dealer-installed)
Sun top (dealer-installed)
ZeroFlex Flyer tower boat cover
(dealer-installed)

Comfort and Convenience

Air pump for inflatables
Boat house cradle—galvanized
Bow filler cushion
Clarion 6-disc CD changer
Clarion transom-mounted stereo
remote control
Cockpit table, stowable with
drink holders
Fiberglass swim platform—removable,
ivory or white
Heater (not available with L18 engine)
Pressurized hot/cold shower (not
available with closed cooling system)
Wireless headphones (set of 2)

Construction

Extended warranty
Custom gel coat
Metal flake gel coat
Reverse gel coat
Rearrangement of gel coat colors
Rearrangement of upholstery colors
Small stripe

Wakeboarding and Water Ski Performance

Slick Boot soap pump
Perfect Pass Cruise
Perfect Pass Pro
Perfect Pass Wakeboard Edition
Removable center seat for walk-thru
Clarion tower speakers (150 watts each)
with amp
Tower Light Bar with five lights


with disc brakes
Galvanized tandem-axle trailer
with disc brakes
Single axle trailer with disc brakes
with pivot tongue
Tandem axle trailer with disc brakes
with pivot tongue
Spare trailer tire and wheel assembly
(available aluminum or galvanized)

OPTIONAL



EQUIPMENT

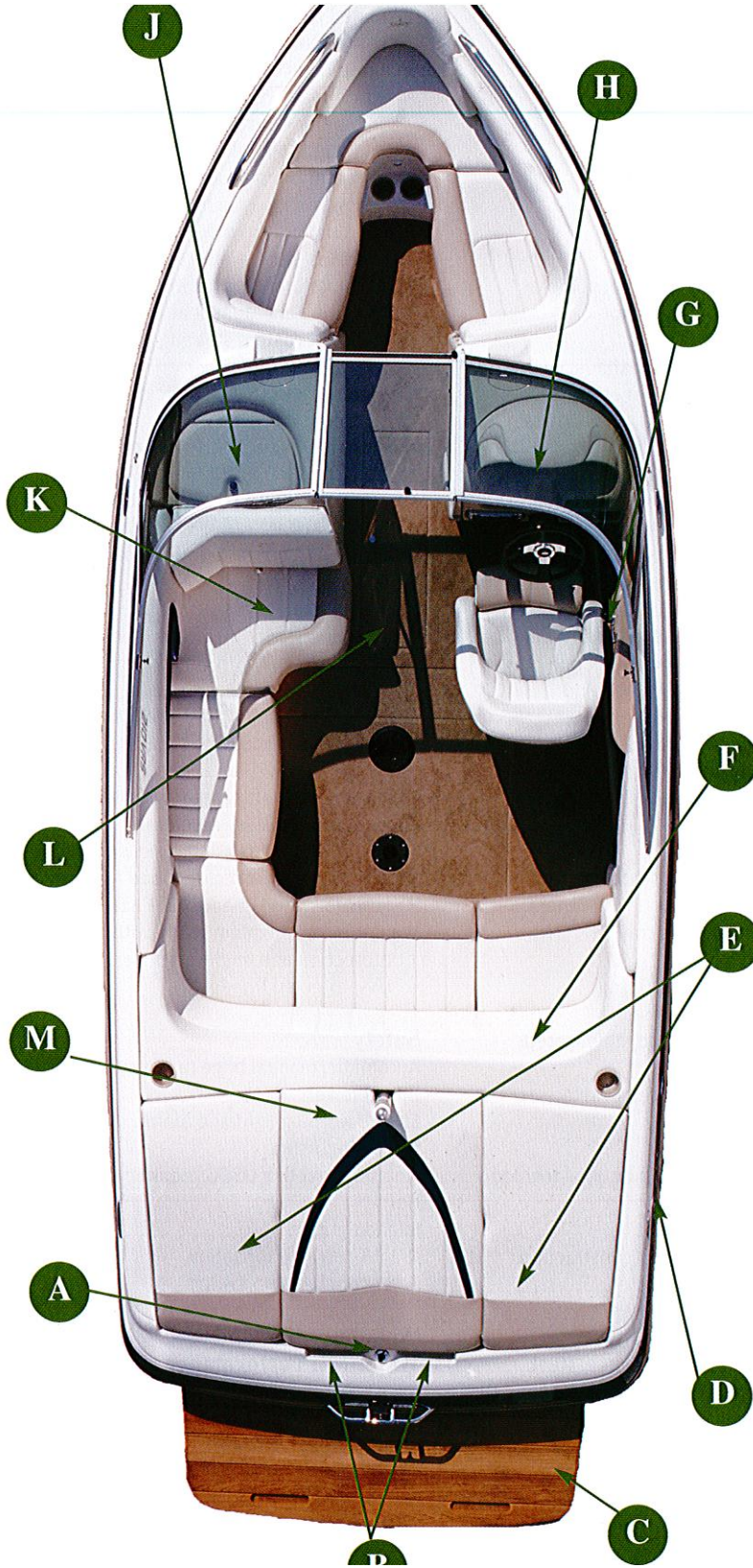
risStar 210 VRS



| | |
|---|--------------------------|
| A | OIL PRESSURE GAUGE |
| B | ENGINE TEMPERATURE GAUGE |
| C | TACHOMETER |
| D | CHECK ENGINE LIGHT |
| E | DEPTH FINDER |
| F | SPEEDOMETER |
| G | VOLTMETER |
| H | FUEL GAUGE |
| I | HORN |
| J | 12-VOLT RECEPTACLE |
| K | SPEEDOMETER CALIBRATION |
| L | IGNITION KEY SLOT |
| M | STEREO INSERT |
| N | ACCESSORY 1 |
| O | ACCESSORY 2 |
| P | COURTESY LIGHTS |
| Q | NAVIGATIONAL LIGHTS |
| R | BILGE PUMP SWITCH |
| S | BLOWER |

| | |
|--------------------------------------|---|
| Length: | 20 feet-9 inches |
| Length of Boat with Platform: | 22 feet-6 inches |
| Width Amidship: | 90 inches |
| Overall Length with Trailer: | 22 feet-11 inches |
| Overall Width with Trailer: | 98 inches (single-axle) 100 inches (tandem-axle) |
| Boat Weight: | 3,075 pounds (approximately) |
| Single Axle Trailer Weight: | 1,035 pounds |
| Tandem Axle Trailer Weight: | 1,155 pounds |
| Fuel Capacity: | 45 gallons |
| Depth at Transom: | 27 1/2 inches |
| Depth Amidship: | 26 1/2 inches |
| Draft: | 22 1/2 inches |
| Capacity: | 11 people or 1,620 pounds |

LAYOUT



- A STERN LIGHT RECEPTACLE
- B BLOWER EXHAUST
- C SWIM PLATFORM
- D FUEL TANK FILLER
- E STORAGE UNDER SUN PAD
- F BATTERY (BEHIND SEAT)
- G THROTTLE/SHIFT CONTROL
- H INSTRUMENT PANEL
- I BOW LIGHT
- J GLOVE BOX
- K FIRE EXTINGUISHER
(BEHIND SEAT)
- L SKI LOCKER
- M ENGINE COMPARTMENT

STANDARD



EQUIPMENT

V-8 engine—310 hp
1.5:1 gear ratio transmission
4-blade 14-inch propeller
3-year limited engine warranty
Competition throttle control
Dual exhaust system
Dual fuel filtration system
Engine temperature gauge
EZ Change oil kit
Fuel gauge
High-pressure in-tank fuel pump
Low-battery voltage alarm
Oil pressure gauge
Silent Master muffler/exhaust system
Tachometer with hour meter
Voltmeter

Comfort and Convenience

Two (2) 12-volt DC power outlets
Clarion AM/FM CD stereo system with
4 marine speakers, with remote
Clarion stereo remote control on
instrument panel (included
with Clarion AM/FM stereo)
Center drain with threaded drain plug
Companionway walk-thru wind
enclosure, canvas
Custom steering wheel,
ergonomically designed
Custom wood grain dash
Depth finder
Drink holders
MasterView driver's seat
Driver's side armrest
Driver's side storage tray
Lockable glove box
Observer's seat—aft-facing
Storage under bow seating
Storage under sun pad, illuminated
Sun pad, three-piece
Teak swim platform, removable
Tilt steering wheel
Transom drain plug
Transom hand rail with integral tow loop

Construction

All hand-laid fiberglass construction
All stainless steel and
non-corrosive hardware
Aluminum floorboards
AnchorLok reinforcing plates, steel,
aluminum, or HDPE, on all key parts
Bow eye, stainless steel
CelMaster reticulated dry-foam
seat construction
Circuit breakers
Cross-linked polyethylene fuel cell
Curved tempered safety glass windshield

Insulated and vented engine
compartment
Integrated gel coat striping
M.O.D.S. MasterCraft Oscillation
Dampening System for noise
and vibration reduction
Magnesium bronze rudder box with
o-rings and grease fittings
Magnesium bronze rudder with 1 1/8"
stainless steel shaft
Magnesium bronze strut with 8-bolt
mounting and dual bearings
MasterCraft custom steering connection
with grease fittings
MasterCraft electromechanical
custom gauges
Monocoque integrated stringer system
No-spill gas fill
On-water quality assurance testing
of every boat
Precision Touch II rack-and-pinion
steering system
Pull-up cleats
Pop-up cleats
Rigid PVC rub rail with vinyl insert
Stainless steel bow hand rails
Stainless steel upholstery staples
Steel reinforced molds
Stern eyes
Tapered prop shaft coupler with lock nut
Transferable hull-and-structural-
components, limited lifetime warranty
Wiring harness with color-coded and
labeled wires—meets ABYC standards
Vinyl—34 oz. premium grade with UV
protection and mildew resistors,
UV-protected threads

Safety

Automatic/manual bilge pump system
Bilge blower
Engine warning light and alarm
Fire extinguisher
Flotation meeting USCG requirements
Horn
Inland lighting
NMMA-certified for safety
Safety engine stop switch

Wakeboarding and Water Ski Performance

Adjustable, oversized convex mirror
with bracket, removable
USA Water Ski-endorsed
Speedometer
Wear-Guard anodized aluminum
ski pylon, patented

350-cubic-inch GM V-8 engine—330 hp
MasterCraft Power Vortec Cadillac LQ9
HO 6.0 multi-port EFI V-8
engine—375 hp
MasterCraft Power Vortec L18 HO 8.1L
HO EFI 496-inch GM V-8
engine—425 hp
Battery, marine (dealer-installed)
Closed cooling system (not available
with shower, std with Cadillac
LQ9 engine)
European package

Canvas and Carpet

Bimini top, also available to fit with
ZeroFlex Flyer tower
(dealer-installed)
Boat cover
Bow tonneau cover (dealer-installed)
Cockpit mooring cover (dealer-installed)
Drop-in carpeted floor mat
(dealer-installed)
Sun top (dealer-installed)
ZeroFlex Flyer tower boat cover
(dealer-installed)

Comfort and Convenience

Air pump for inflatables
Boat house cradle—galvanized
Bow filler cushion
Clarion 6-disc CD changer
Clarion transom-mounted stereo
remote control
Cockpit table, stowable with
drink holders
Depth finder
Fiberglass swim platform—removable,
ivory or white
Heater (not available with L18 engine)
Pressurized hot/cold shower (not
available with closed cooling system)
Wireless headphones (set of 2)

Construction

Extended warranty
Custom gel coat
Metal flake gel coat
Reverse gel coat
Rearrangement of gel coat colors
Rearrangement of upholstery colors
Small stripe

Wakeboarding and Water Ski Performance


Slick Boot soap pump
Perfect Pass Cruise
Perfect Pass Wakeboard Edition
2002 KGB System including saddle tanks

with fiberglass swim platform)
ZeroFlex Flyer tower with built-in
board racks (4 boards)
Clarion tower speakers (150 watts each)
with amp
Tower Light Bar with five lights

Trailers


Canadian-approved trailer
Galvanized single-axle trailer
with disc brakes
Galvanized tandem-axle trailer
with disc brakes
Single axle trailer with disc brakes
with pivot tongue
Tandem axle trailer with disc brakes
with pivot tongue
Spare trailer tire and wheel assembly
(available aluminum or galvanized)

OPTIONAL



EQUIPMENT

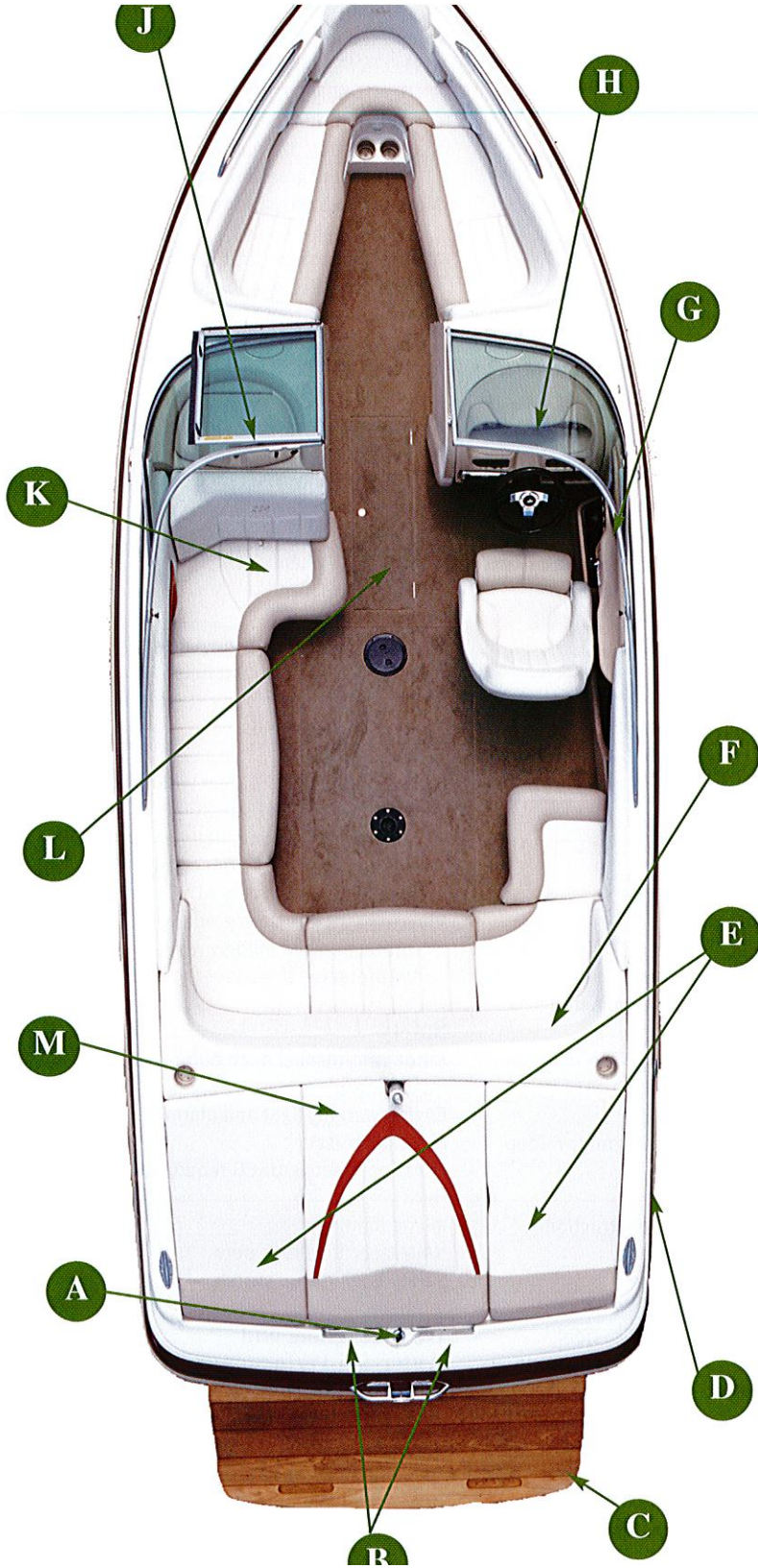
Star 230 VRS



| | |
|---|--------------------------|
| A | OIL PRESSURE GAUGE |
| B | ENGINE TEMPERATURE GAUGE |
| C | TACHOMETER |
| D | CHECK ENGINE LIGHT |
| E | DEPTH FINDER |
| F | SPEEDOMETER |
| G | VOLTMETER |
| H | FUEL GAUGE |
| I | HORN |
| J | 12-VOLT RECEPTACLE |
| K | SPEEDOMETER CALIBRATION |
| L | IGNITION KEY SLOT |
| M | STEREO INSERT |
| N | ACCESSORY 1 |
| O | ACCESSORY 2 |
| P | COURTESY LIGHTS |
| Q | NAVIGATIONAL LIGHTS |
| R | BILGE PUMP SWITCH |
| S | BLOWER |

| | |
|--------------------------------------|-------------------------------------|
| Length: | 22 feet-8 inches |
| Length of Boat with Platform: | 24 feet-5 inches |
| Width Amidship: | 98 inches |
| Overall Length with Trailer: | 24 feet-7 inches |
| Overall Width with Trailer: | 99 inches |
| Boat Weight: | 3,300 pounds (approximately) |
| Tandem Axle Trailer Weight: | 1,640 pounds |
| Fuel Capacity: | 61 gallons |
| Depth at Transom: | 27 1/2 inches |
| Depth Amidship: | 26 1/2 inches |
| Draft: | 22 1/2 inches |
| Capacity: | 12 people or 1,660 pounds |

LAYOUT



A STERN LIGHT RECEPTACLE

B BLOWER EXHAUST

C SWIM PLATFORM

D FUEL TANK FILLER

E STORAGE UNDER SUN PAD

F BATTERY (UNDER SEAT)

G THROTTLE/SHIFT CONTROL

H INSTRUMENT PANEL

I BOW LIGHT

J GLOVE BOX

K FIRE EXTINGUISHER

(BEHIND SEAT)

L SKI LOCKER

M ENGINE COMPARTMENT

V-8 engine—3100 hp
 1.5:1 gear ratio transmission
 4-blade 14-inch propeller
 3-year limited engine warranty
 Competition throttle control
 Dual exhaust system
 Dual fuel filtration system
 Engine temperature gauge
 EZ Change oil kit
 Fuel gauge
 High-pressure in-tank fuel pump
 Low-battery voltage alarm
 Oil pressure gauge
 Silent Master muffler/exhaust system
 Tachometer with hour meter
 Voltmeter

compartment
 Integrated gel coat striping
 M.O.D.S. MasterCraft Oscillation
 Dampening System for noise
 and vibration reduction
 Magnesium bronze rudder box with
 o-rings and grease fittings
 Magnesium bronze rudder with 1 1/8"
 stainless steel shaft
 Magnesium bronze strut with 8-bolt
 mounting and dual bearings
 MasterCraft custom steering connection
 with grease fittings
 MasterCraft electromechanical
 custom gauges
 Monoque integrated stringer system
 No-spill gas fill
 On-water quality assurance testing
 of every boat
 Precision Touch II rack-and-pinion
 steering system
 Pull-up cleats
 Pop-up cleats
 Rigid PVC rub rail with vinyl insert
 Stainless steel bow hand rails
 Stainless steel upholstery staples
 Steel reinforced molds
 Stern eyes
 Tapered prop shaft coupler with lock nut
 Transferable hull-and-structural-
 components, limited lifetime warranty
 Wiring harness with color-coded and
 labeled wires—meets ABYC standards
 Vinyl—34 oz. premium grade with UV
 protection and mildew resistors,
 UV-protected threads

STANDARD



Comfort and Convenience
 Two (2) 12-volt DC power outlets
 Clarion AM/FM CD stereo system with
 4 marine speakers, with remote
 control on instrument panel
 Center drain with threaded drain plug
 Companionway walk-thru wind
 enclosure, canvas
 Custom steering wheel,
 ergonomically designed
 Custom wood grain dash
 Depth finder
 Drink holders
 MasterView driver's seat
 Driver's side armrest
 Driver's side storage tray
 Lockable glove box
 Observer's seat—aft-facing
 Storage under bow seating
 Storage under sun pad, illuminated
 Sun pad, three-piece
 Teak swim platform, removable
 Tilt steering wheel
 Transom drain plug
 Transom hand rail with integral tow loop

Safety
 Automatic/manual bilge pump system
 Bilge blower
 Engine warning light and alarm
 Fire extinguisher
 Flotation meeting USCG requirements
 Horn
 Inland lighting
 NMMA-certified for safety
 Safety engine stop switch

EQUIPMENT

Construction
 All hand-laid fiberglass construction
 All stainless steel and
 non-corrosive hardware
 Aluminum floorboards
 AnchorLok reinforcing plates, steel,
 aluminum, or HDPE, on all key parts
 Bow eye, stainless steel
 CelMaster reticulated dry-foam
 seat construction
 Circuit breakers
 Cross-linked polyethylene fuel cell
 Curved tempered safety glass windshield
 Gel coat tolerances to +/- .005"

**Wakeboarding and
 Water Ski Performance**
 Adjustable, oversized convex mirror
 with bracket, removable
 USA Water Ski-endorsed
 Speedometer
 Wear-Guard anodized aluminum
 ski pylon, patented

350-cubic-inch GM V-8 engine—330 hp
MasterCraft Power Vortec Cadillac LQ9
HO 6.0 multi-port EFI V-8
engine—375 hp
MasterCraft Power Vortec L18 HO 8.1L
HO EFI 496-inch GM V-8
engine—425 hp
Battery, marine (dealer-installed)
Closed cooling system (not available
with shower, std with Cadillac
LQ9 engine)
European package

Canvas and Carpet

Bimini top, also available to fit with
ZeroFlex Flyer tower
(dealer-installed)
Boat cover
Bow tonneau cover (dealer-installed)
Drop-in carpeted floor mat
(dealer-installed)
Cockpit mooring cover (dealer-installed)
Sun top (dealer-installed)
ZeroFlex Flyer tower boat cover
(dealer-installed)

Comfort and Convenience

Air pump for inflatables
Boat house cradle—galvanized
Bow filler cushion
Clarion 6-disc CD changer
Clarion transom-mounted stereo
remote control
Cockpit table, stowable with
drink holders
Fiberglass swim platform—removable,
ivory or white
Heater (not available with L18 engine)
Pressurized hot/cold shower (not
available with closed cooling system)
Wireless headphones (set of 2)

Construction

Extended warranty
Custom gel coat
Metal flake gel coat
Reverse gel coat
Rearrangement of gel coat colors
Rearrangement of upholstery colors
Small stripe

Wakeboarding and Water Ski Performance

Slick Boot soap pump
Perfect Pass Cruise
Perfect Pass Wakeboard Edition
2002 KGB System including saddle tanks

fiberglass swim platform)
ZeroFlex Flyer tower with built-in
board racks (4 boards)
Clarion tower speakers (150 watts each)
with amp
Tower Light Bar with five lights

Trailers


Canadian-approved trailer
Galvanized single-axle trailer
with disc brakes
Galvanized tandem-axle trailer
with disc brakes
Single axle trailer with disc brakes
with pivot tongue
Tandem axle trailer with disc brakes
with pivot tongue
Spare trailer tire and wheel assembly
(available aluminum or galvanized)

OPTIONAL



EQUIPMENT

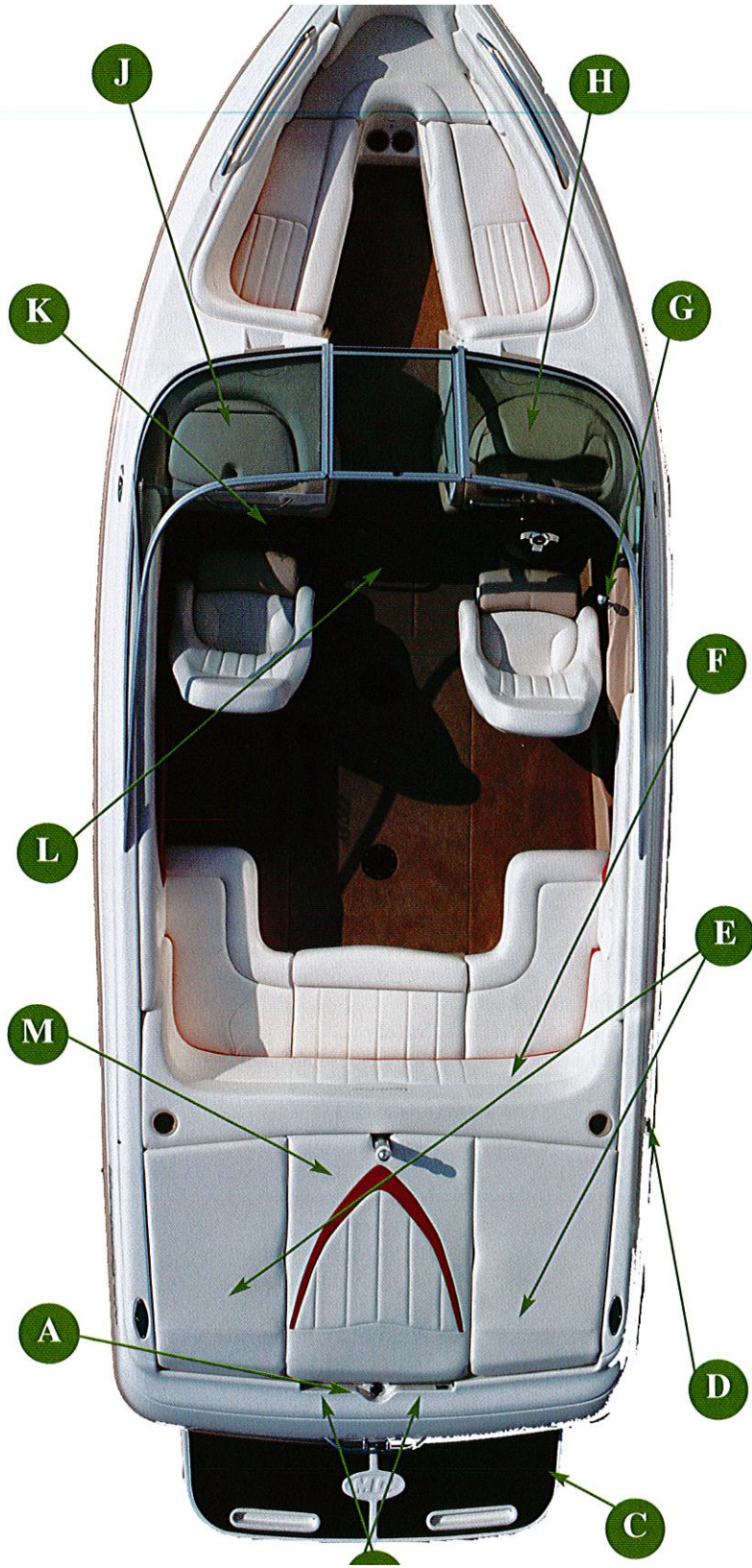
ariStar 230 SV



| | |
|---|--------------------------|
| A | OIL PRESSURE GAUGE |
| B | ENGINE TEMPERATURE GAUGE |
| C | TACHOMETER |
| D | CHECK ENGINE LIGHT |
| E | DEPTH FINDER |
| F | SPEEDOMETER |
| G | VOLTMETER |
| H | FUEL GAUGE |
| I | HORN |
| J | 12-VOLT RECEPTACLE |
| K | SPEEDOMETER CALIBRATION |
| L | IGNITION KEY SLOT |
| M | STEREO INSERT |
| N | ACCESSORY 1 |
| O | ACCESSORY 2 |
| P | COURTESY LIGHTS |
| Q | NAVIGATIONAL LIGHTS |
| R | BILGE PUMP SWITCH |
| S | BLOWER |

| | |
|--------------------------------------|-------------------------------------|
| Length: | 22 feet-8 inches |
| Length of Boat with Platform: | 24 feet-5 inches |
| Width Amidship: | 98 inches |
| Overall Length with Trailer: | 24 feet-7 inches |
| Overall Width with Trailer: | 99 inches |
| Boat Weight: | 3,300 pounds (approximately) |
| Tandem Axle Trailer Weight: | 1,640 pounds |
| Fuel Capacity: | 61 gallons |
| Depth at Transom: | 27 1/2 inches |
| Depth Amidship: | 26 1/2 inches |
| Draft: | 22 1/2 inches |
| Capacity: | 12 people or 1,660 pounds |

LAYOUT



A STERN LIGHT RECEPTACLE

B BLOWER EXHAUST

C SWIM PLATFORM

D FUEL TANK FILLER

E STORAGE UNDER SUN PAD

F BATTERY (UNDER SEAT)

G THROTTLE/SHIFT CONTROL

H INSTRUMENT PANEL

I BOW LIGHT

J GLOVE BOX

K FIRE EXTINGUISHER

(BELOW GLOVE BOX)

L SKI LOCKER

M ENGINE COMPARTMENT

STANDARD



EQUIPMENT

V-8 engine—310 hp
1.5:1 gear ratio transmission
4-blade 14-inch propeller
3-year limited engine warranty
Competition throttle control
Dual exhaust system
Dual fuel filtration system
Engine temperature gauge
EZ Change oil kit
Fuel gauge
High-pressure in-tank fuel pump
Low-battery voltage alarm
Oil pressure gauge
Silent Master muffler/exhaust system
Tachometer with hour meter
Voltmeter

Comfort and Convenience

Two (2) 12-volt DC power outlets
Clarion AM/FM CD stereo system with
4 marine speakers, with remote
control on instrument panel
Center drain with threaded drain plug
Companionway walk-thru wind
enclosure, canvas
Custom steering wheel,
ergonomically designed
Custom wood grain dash
Depth finder
Drink holders
MasterView driver's seat
Driver's side armrest
Driver's side storage tray
Lockable glove box
Masterview observer's seat
Storage under bow seating
Storage under sun pad, illuminated
Sun pad, three-piece
Teak swim platform, removable
Tilt steering wheel
Transom drain plug
Transom hand rail with integral tow loop

Construction

All hand-laid fiberglass construction
All stainless steel and
non-corrosive hardware
Aluminum floorboards
AnchorLok reinforcing plates, steel,
aluminum, or HDPE, on all key parts
Bow eye, stainless steel
CelMaster reticulated dry-foam
seat construction
Circuit breakers
Cross-linked polyethylene fuel cell
Curved tempered safety glass windshield
Gel coat tolerances to $\pm .005$ "

compartment
Integrated gel coat striping
M.O.D.S. MasterCraft Oscillation
Dampening System for noise
and vibration reduction
Magnesium bronze rudder box with
o-rings and grease fittings
Magnesium bronze rudder with 1 1/8"
stainless steel shaft
Magnesium bronze strut with 8-bolt
mounting and dual bearings
MasterCraft custom steering connection
with grease fittings
MasterCraft electromechanical
custom gauges
Monocoque integrated stringer system
No-spill gas fill
On-water quality assurance testing
of every boat
Precision Touch II rack-and-pinion
steering system
Pull-up cleats
Pop-up cleats
Rigid PVC rub rail with vinyl insert
Stainless steel bow hand rails
Stainless steel upholstery staples
Steel reinforced molds
Stern eyes
Tapered prop shaft coupler with lock nut
Transferable hull-and-structural-
components, limited lifetime warranty
Wiring harness with color-coded and
labeled wires—meets ABYC standards
Vinyl—34 oz. premium grade with UV
protection and mildew resistors,
UV-protected threads

Safety

Automatic/manual bilge pump system
Bilge blower
Engine warning light and alarm
Fire extinguisher
Flotation meeting USCG requirements
Horn
Inland lighting
NMMA-certified for safety
Safety engine stop switch

Wakeboarding and Water Ski Performance

Adjustable, oversized convex mirror
with bracket, removable
USA Water Ski-endorsed
Speedometer
Wear-Guard anodized aluminum
ski pylon, patented

350-cubic-inch GM V-8 engine—330 hp
MasterCraft Power Vortec Cadillac LQ9
HO 6.0 multi-port EFI V-8
engine—375 hp
MasterCraft Power Vortec L18 HO 8.1L
HO EFI 496-inch GM V-8
engine—425 hp
Battery, marine (dealer-installed)
Closed cooling system (not available
with shower, std with Cadillac
LQ9 engine)
European package

Canvas and Carpet

Bimini top, also available to fit with
ZeroFlex Flyer tower
(dealer-installed)
Boat cover
Bow tonneau cover (dealer-installed)
Cockpit mooring cover (dealer-installed)
Drop-in carpeted floor mat
(dealer-installed)
Sun top (dealer-installed)
ZeroFlex Flyer tower boat cover
(dealer-installed)

Comfort and Convenience

Air pump for inflatables
Boat house cradle—galvanized
Bow filler cushion
Clarion 6-disc CD changer
Clarion amplifier and subwoofer
Clarion transom-mounted stereo
remote control
Cockpit table, stowable with
drink holders
Fiberglass swim platform—removable,
ivory or white
Heater (not available with L18 engine)
Pressurized hot/cold shower (not
available with closed cooling system)
Wireless headphones (set of 2)

Construction

Extended warranty
Custom gel coat
Metal flake gel coat
Reverse gel coat
Rearrangement of gel coat colors
Rearrangement of upholstery colors
Small stripe

Wakeboarding and Water Ski Performance

Slick Boot soap pump
Perfect Pass Cruise
Perfect Pass Wakeboard Edition

leak transom saver (not available with
fiberglass swim platform)
ZeroFlex Flyer tower with built-in
board racks (4 boards)
Clarion tower speakers (150 watts each)
with amp
Tower Light Bar with five lights

Trailers

Canadian-approved trailer
Galvanized single-axle trailer
with disc brakes
Galvanized tandem-axle trailer
with disc brakes
Single axle trailer with disc brakes
with pivot tongue
Tandem axle trailer with disc brakes
with pivot tongue
Spare trailer tire and wheel assembly
(available aluminum or galvanized)


OPTIONAL



EQUIPMENT

INDICATORS

THE INFORMATION PROVIDED HERE WILL HELP YOU UNDERSTAND THE CONTROLS AND INDICATORS. HOWEVER, YOU SHOULD REVIEW THE OPERATIONS AND MAINTENANCE MANUAL PRIOR TO LAUNCHING YOUR BOAT THE FIRST TIME.



The information provided here will help you understand the controls and indicators. However, you should review the Operations and Maintenance Manual prior to launching your boat the first time.

The Operations and Maintenance Manual provides in-depth information, including how to properly break-in your boat, start and operate it while new and later, how to maintain your boat so that it will give you years of trouble-free enjoyment. Failure to review the information contained in that Manual, as well as the Owners Manual, can result in injury or death to the driver and/or passengers. Also, failure to adhere to the directions in these two Manuals may void the boat and trailer warranties!

Speedometer . . . The speedometer indicates the forward speed of the boat in miles per hour (unless your boat is equipped with the kilometers per hour available in the European Package). Tournament boats feature dual speedometers, which are required for some tournaments in case of a failure during a run. The speedometer calibration switches are located on the lower starboard panel on these boats.

Because the MariStar line, the X-10 and the X-30 also serves as pleasure boats, they are equipped with a single speedometer, and the calibration switch is located on the middle starboard panel.

For tournament use and practice, accurate speedometer readings are a must. Even if you are not involved in pulling tournament skiers, you may be concerned about having accurate readings.

To calibrate the speedometer you need an accurately measured course of 850 feet and a certified stopwatch accurate to within one-thousandth of a second. To calibrate to AWSA official-tournament rules:

- Approach the course at an indicated 36 miles per hour (MPH). Hold the speed steady and have an observer check the course time with a stop watch.
- If the course time is between 15.88 and 16.28 seconds, no adjustments are necessary.
- If the course time is not within tolerance, press up or down on the calibration rocker switch to adjust the calibration.

Tachometer/Engine Hourmeter . . . The tachometer indicates the engine speed in crankshaft revolutions per minute (RPM). Propeller shaft RPM is the same as the engine except for boats equipped with the PowerSlot™ 1.5-to-1 ratio package, in which case propeller shaft RPM is less than that of the engine RPM. The engine hourmeter registers accumulated engine operating time. Use the hourmeter to keep accurate logs for scheduled maintenance.

The gauge is activated with the ignition switch. Kicking motion of the boat during normal operation will cause fluctuation of the fuel gauge. For a more accurate reading, make sure that the boat is level and at rest.

Although it may be possible to see fuel in the bottom of the fuel tank, you may not be able to operate the boat. The fuel pick-up system was designed to avoid introducing the water and debris that inevitably accumulate in the bottom of the tank. Rather than relying on visual inspection, you should pay attention to the fuel gauge and your GPH.

Temperature Gauge . . . The engine temperature gauge indicates the cooling water temperature inside the engine as measured in degrees Fahrenheit.

The normal operating temperature will range from 140° to 190°. Engines with electronic fuel injection also have a control circuit inside the engine control module that will cause the engine to run at reduced speeds if the module senses that the engine is running too hot. If you notice that your speed has reduced during normal operation without reducing the throttle, monitor your temperature gauge. If the gauge indicates excessive temperatures during operation, slow down immediately and turn off the ignition.

Caution: Continuing to operate the boat while the temperature is above normal operating parameters may cause serious damage to your engine.

NOTE: Damage to your engine from neglected action while running too hot can be costly. It is not covered by your warranty!


Engine Oil Pressure Gauge . . . The engine oil pressure gauge indicates the pressure of the lubricating oil inside the engine. The average pressure ranges are between 6 pounds-per-square-inch (PSI) at 1000 RPM to 40 PSI at cruise range speeds. A reading of pressures below 5 PSI at 1000 RPM may be caused by a low oil level or other potentially serious problems that result in low oil pressure. If you experience low oil pressure, stop your engine immediately and check your oil level before operating again.

Caution: Do not continue to run the engine if the oil pressure is low. If you do, the engine can become so hot that it—or surrounding components—could catch fire. You or others could be burned and the boat seriously damaged. Check your oil level before operating again or have your boat serviced by your local MasterCraft dealer.

NOTE: Damage to your engine from neglected oil problems can be costly. Such damage is not covered by your warranty!

Check Engine Light . . . The red malfunction indicator Check Engine light operates from an on-board computer that monitors the operation of your fuel, ignition and engine control systems.

On some models, the Check Engine light should come on when the key is in the ON position



THE ENGINE

TEMPERATURE GAUGE

INDICATES THE COOLING


WATER TEMPERATURE

INSIDE THE ENGINE AS

MEASURED IN DEGREES


FAHRENHEIT. NORMAL

RANGE IS 140° TO 190°.





THE EMERGENCY SAFETY SWITCH, CALLED THE LANYARD, IS AN IGNITION ON-OFF SWITCH DESIGNED TO STOP THE ENGINE IN THE EVENT OF AN OPERATOR BEING THROWN FROM POSITION OR MOVING TOO FAR FROM THE HELM.



If it stays on—or comes on while you are operating your boat—the computer is indicating that you have a problem. You should take your boat to your MasterCraft dealer for immediate service.

The Check Engine light is supplemented with a warning buzzer that sounds when the key is in the ON position and the engine is not running, or when one of a number of issues arises with the engine that may require mechanical service.

NOTICE: *If you continue to operate your boat with this light on, you could adversely affect the emission control systems on the engine. You could also experience poor fuel economy, and your engine may not run as smoothly. This could lead to costly repairs not covered by your warranty.*

Ignition Switch . . . Never leave the ignition switch in the RUN position without the engine running; this will prevent the natural discharge of the battery.

Safety Switch . . . The emergency engine safety switch, called the lanyard, is an ignition cut-off switch designed to stop the engine in the event of an operator being thrown from position or moving too far from the helm.

The lanyard is equipped with a hook on one end for attachment to your clothing, and the opposite end has a slide that fits over the switch. Be sure that the slide is firmly attached to the switch before starting. The switch is located on the throttle control box. *If the slide is left off or loose, the engine will crank but will not start.*

Warning: *The safety switch lanyard must be attached to the operator whenever the engine is started. Failure to do so may cause serious injury or death.*

Blower Switch . . . A two-position rocker switch activates the engine box ventilation blower. Push the top half of the switch to turn the blower ON.

NOTE: *The blower must be operated for a minimum of four (4) minutes before starting the engine at any time. The blower must also be operated during idle and slow-speed running, but is not necessary at cruising speed.*

Warning: *Failure to operate the blower as instructed could cause improper ventilation of the boat engine and bilge areas. Fuel vapors can accumulate in this area and cause a fire or explosion!*

Manual & Automatic Bilge Pump Switch . . . A three-position rocker switch activates the bilge pump. Push the top half of the switch to turn the bilge pump to the manual ON position. Press the switch down to activate the bilge pump for automatic mode while the boat is underway. When the switch is centered, the bilge pump is OFF.

Circuit Breakers . . . All major boat circuits are protected from shorting and overload by re-settable circuit breakers. If a problem develops with one of the following circuits, switch OFF the circuit and wait about one minute. Then push the appropriate breaker

ed under the dashboard and breakers are re-set by pushing the appropriately marked button. In earlier models, the breakers may be under the dash, on the engine or elsewhere in the boat.

In some later models there is an additional breaker panel to assist with the accessory load. If the boat's accessories are not functional, also check and re-set this breaker.

Shift/Throttle Control . . . A one-hand, single-lever control operates as both a gear shifter and a throttle. The lever automatically locks in the neutral position (straight up and down) for safety. The lever can only be moved from neutral by raising the lifter under the ball knob. Shifting is accomplished by moving the lever into the first 45 degrees of travel.

Push the lever forward and pull it back for reverse. By advancing the lever beyond 45 degrees you move from the shifting range to the throttle range.

Never attempt to shift without the engine running.

The shift mechanism of this control can be temporarily disengaged by pushing the silver knob in the side of the throttle handle. This allows the engine to increase RPMs in neutral during warm-up.

Important: Drivers should frequently review the gauges anytime the engine is turned on. Information provided by the gauges may be an early warning of potential problems. Some serious drive-train problems can be avoided by monitoring the gauges.

Ballast Systems . . . Ballast systems are comprised of a tank, fill pump, empty pump, valve and a three-position switch. Standard on all X-Series boats and available as options on other models are one of three ballast systems.

The MTS Ballast System was developed for the ProStar 190 EVO and the 19 Skier. It features a tank under the observer seat, which allows for improved balance and better weight distribution. On these models, only the fore switch is active, and there is only one valve in the storage compartment.

The Rear Ballast System is featured on the X-7 and ProStar 197. Only one switch and valve are active in these models, as well as the ProStar 209 and the X-9.


The KGB System with double saddle tanks is standard on the X-Star, X-10 and X-30 models, and available as an option on the ProStar 205 VRS, the MariStar 210 and the MariStar 230. All three switches and all three valves are active in this system.

Operations of Ballast Systems . . .

- 1) Turn the rear valve(s) as far counterclockwise (left) as possible. This will open the valves to allow water to enter the tanks and bags and not drain out. **It is important to turn them all the way as it activates the check valve!**
- 2) Using the three-position rocker switches beside the driver, push the top of the switch to operate the pump. Filling of the tanks will require about 8-10 minutes. Water will come out the vent fittings when the tanks are full.
- 3) Return side switches to the neutral or middle position.
- 4) **Check that all bags and tanks have been filled before operating. Failure to do so may**



DRIVERS SHOULD
FREQUENTLY REVIEW THE
GAUGES ANYTIME THE
ENGINE IS TURNED ON.
INFORMATION PROVIDED
BY THE GAUGES MAY BE
AN EARLY WARNING OF
POTENTIAL PROBLEMS.





WHEN PREPARING BALLAST SYSTEMS FOR USE AT THE BEGINNING OF THE SEASON, BE SURE THAT ALL QUICK-CONNECTS ARE SECURE. SEE THE OPERATIONS AND MAINTENANCE MANUAL FOR DETAILS.



in sinking of the boat. Also avoid overfilling the ballast tanks; excess pressure can cause bags to burst, also creating a situation in which the boat could sink. These situations are considered operator error and may void your warranty.

5) Before docking and loading your boat, empty the tanks and bags by pressing on the bottom of the three-way switch. This activates the pumps to empty the bags. **It is important that you do this as leaving water in the bags will exceed the weight limits of your trailer. It could also cause an erroneous weight distribution that takes too much weight off the tongue of the trailer and places at the rear. This may result in an ill-handling trailer with potentially dangerous consequences. Always release all water from the tanks and bags before loading your boat.** Close the valves.

6) If you leave your boat docked in the water, you should also empty the tanks and bags, and close the valves. You do not want to leave the pumps running much longer than necessary as it places unnecessary wear on the pumps to continue running after the tanks are empty.

Winterizing Ballast Systems . . . You must make sure that **all** water is out of the system. In addition to the steps listed previously, elevate the bow of the boat slightly. (This can be done while the boat is on the trailer by cranking up the flip-up jack on the front of the trailer. It is not necessary to elevate a great deal, but you will need to have about a 5-to-10-degree plane from bow to stern.

Then turn the valves in the storage compartment to 12-o'clock. However, at 12 o'clock, the check valve is not in operation. With the boat's bow slightly elevated any water not pumped out of the ballast system can be gravity-pulled out through the valves.

When the valves are turned all the way counterclockwise (approximately 10-o'clock), the check valve operates to keep excess water out of the system and holds water in the tanks and bags.

It is extremely important that you close the valves after this operation and that you never leave the valves at the 12 o'clock position when the boat is in operation!

Even after this, a small amount of water could be left in the system. Disconnect all of the quick-connect systems at all of the pumps. This is a function best performed by your MasterCraft dealer, in part because when they are re-connected the rings must be secured to avoid leakage.

WARNING: Use common sense when operating your boat. This includes skiing, wakeboarding, swimming or any other use involving the boat. Care should be taken to avoid the swim platform area unless the boat is turned OFF. Exhaust fumes are emitted from the exhaust flap area of the transom, immediately below the swim platform. No one should ever be on the swim platform while the engine is in operation, nor should individuals ever be towed while holding on to the swim platform or transom.

MasterCraft also notes that individuals should be outfitted with PFD's (Personal Flotation Devices).

Adhering to this warning can save lives and avoid serious injury or illness.


SPECIFICATIONS

MasterCraft Power Vortec MX Predator 5.7L TBI EFI GM V-8 Engine

| | |
|---|---|
| Displacement | .350 C.I.D. (5.7 Litres)—310 horsepower |
| Bore | .4.00" |
| Stroke | .3.48" |
| Compression Ratio | .9.4:1 |
| Compression Pressure | .180-200 psi |
| Maximum Allowable Compression Variation | .Highest to lowest within 75% |
| Maximum Allowable RPM at WOT | .4400-4800 RPM |
| Oil Pressure (Hot) | .40 PSI at 2000 RPM |
| Propshaft Rotation | .LH |
| Fuel Requirement | .89 Octane |
| Fuel Pressure: Operating Pressure | .20-30 PSI |
| Fuel Pump Volume | .1 pint in 20 seconds |
| Type of Fuel Induction | .Marine Electronic Fuel Injection Throttle Body Type |
| Electrical System | .12 Volt |
| Ignition Type | .Distributor HEI |
| Electronic Control Module | .Delco Electronics Waterproof Marine Controller (M.E.F.I. 4) |
| Alternator Output Rating | .70 amps at 2000 RPM |
| Thermostat | .160 degrees |
| Spark Plug Type | .AC MR43LTS |
| Recommended Plug Gap | .0.045" |
| Firing Order | .1-8-4-3-6-5-7-2 |
| Recommended Battery Rating | .525 cold cranking amps for 30 sec at 0 degrees Fahrenheit |
| Oil Capacity | .4-5 quarts with filter change—verify with dipstick |
| Oil Type | .SAE 15W-40, CG-SJ4 |
| Oil Filter Type | .PF25 or PZ3 |
| Transmission Fluid Capacity | .1-1/2 to 2 qts with 1:1 transmission 2-1/2 to 3 qts with 1.5:1 transmission |
| Initial Timing | .10 degrees BTDC at 1000 fixed RPM |
| Total Ignition Advance | .Varies as a function of input information |
| Cylinder Numbering Front to Rear | .Left bank 1-3-5-7 Right bank 2-4-6-8 |



MasterCraft Power Vortec MX LTR 5.7L Multi-port EFI GM V-8 Engine




| | |
|---|---|
| Displacement | .350 C.I.D. (5.7 Litres)—330 horsepower |
| Bore | .4.00" |
| Stroke | .3.48" |
| Compression Ratio | .9.4:1 |
| Compression Pressure | .180-220 psi |
| Maximum Allowable Compression Variation | .Highest to lowest within 75% |
| Maximum Allowable RPM at WOT | .4800-5200 RPM |
| Oil Pressure (Hot) | .40 PSI at 2000 RPM |
| Propshaft Rotation | .LH |
| Fuel Requirement | .89 Octane minimum |
| Fuel Pressure: Operating Pressure | .35-45 PSI |
| Fuel Pump Volume | .1 pint in 20 seconds |
| Type of Fuel Induction | .Marine Electronic Fuel Injection Direct Port Type |
| Electrical System | .12 Volt |
| Ignition Type | .Northstar LSI multi-coil |
| Electronic Control Module | .Delco Electronics Waterproof Marine Controller (M.E.F.I. 4) |
| Alternator Output Rating | .70 amps at 2000 RPM |
| Thermostat | .160 degrees |
| Spark Plug Type | .AC MR43LTST |
| Recommended Plug Gap | .0.045" |
| Firing Order | .1-8-4-3-6-5-7-2 |
| Recommended Battery Rating | .525 cold cranking amps for 30 sec at 0 degrees Fahrenheit |
| Oil Capacity | .4-5 quarts with filter change—verify with dipstick |
| Oil Type | .SAE 15W-40, CG-SJ4 |
| Oil Filter Type | .PF25 or PZ3 |
| Transmission Fluid Capacity | .1-1/2 to 2 qts with 1:1 transmission 2-1/2 to 3 qts with 1.5:1 transmission |
| Initial Timing | .10 degrees BTDC at 1000 RPM fixed Factory set—Not field adjustable |
| Total Ignition Advance | .Varies as a function of input information |
| Cylinder Numbering Front to Rear | .Left bank 1-3-5-7 Right bank 2-4-6-8 |

Displacement**279 C.I.D. (4.6 Litres)—320 horsepower at 6000 RPM**
 Torque**318 lb-ft @ 4500 RPM**
 Bore**3.66"/93 mm**
 Stroke**3.31"/84 mm**
 Camshafts**DOHC (4 valves/cyl)**
 Intake Valves**.16 (1.30"/33 mm)**
 Exhaust Valves**.16 (1.14"/29 mm)**
 Valve Lifters**Direct Acting Hydraulic**
 Cylinder Head Material**Aluminum (Die Cast)**
 Block Material**Aluminum (Die Cast) w/cast iron liners**
 Combustion Chamber Volume**51.8 cc**
 Compression Ratio**10.3:1**
 Compression Pressure**140-170 psi**
 Maximum Allowable Compression Variation**Highest to lowest within 75%**
 Maximum Allowable RPM at WOT**5800-6200 RPM**
 Oil Pressure (Hot)**.35 PSI at 2000 RPM**
 Fuel Requirement**.92 Octane (R+M)/2 (RFG acceptable)**
 Fuel Pressure: Operating Pressure**43-53 PSI**
 Fuel Pump Volume**1 pint in 20 seconds**
 Type of Fuel Induction**Marine Electronic Fuel Injection Phased Port Type**
 Electronic Control Module**Delco Electronics Waterproof
Marine Controller (MEFI 3/CEFI 3)**
 Ignition System**Northstar Multi-Coil LSI**
 Alternator Output Rating**.51 amps at 2200 RPM**
 Thermostat**.160 degrees**
 Spark Plug Type**AC 41-950**
 Recommended Plug Gap**.0050"**
 Firing Order**1-2-7-3-4-5-6-8**
 Recommended Battery Rating**.525 cold cranking amps for 30 sec
at 0 degrees Fahrenheit**
 Oil Capacity**7.5 quarts with filter change (8.5 w/cooler)—verify with dipstick**
 Oil Type**SAE 15W-40, CG-SJ4**
 Oil Filter Type**PF 58**
 Transmission Fluid Capacity**2-1/2 to 3 qts with 1.5:1 transmission
or V-drive transmission**
 Initial Timing**Factory-set and computer-controlled—Not field adjustable**
 Total Ignition Advance**Varies as a function of input information**
 Cooling System—Engine**Full Fresh Water (closed)
12 qt. 50/50 Propylene Glycol & Water**
 Cooling System—Engine Oil/Transmission**Raw Water—Full Flow Tandem**
 Pump Capacity—Raw**.25 GPM**
 Pump Capacity—Circulating**104 GPM**
 Propshaft Rotation**LH**
 Cylinder Numbering Front to Rear**Left bank 2-4-6-8, Right bank 1-3-5-7**



MasterCraft Power Vortec L18 HO 8.1L EFI 496-inch GM V-8 Engine



| | |
|---|---|
| Displacement | 496 C.I.D. (8.1 Litres)—425 horsepower |
| Bore | 4.25" |
| Stroke | 4.37" |
| Compression Ratio | 9.1:1 |
| Compression Pressure | 180-200 psi |
| Maximum Allowable Compression Variation | Highest to lowest within 75% |
| Maximum Allowable RPM at WOT | 5400 RPM |
| Oil Pressure (Hot) | 10 PSI minimum at 2000 RPM |
| Propshaft Rotation | LH |
| Fuel Requirement | 89 Octane |
| Fuel Pressure: Operating Pressure | PSI |
| Fuel Pump Volume | TBD |
| Type of Fuel Induction | Marine Electronic Fuel Injection Direct Port Type |
| Electrical System | 12 Volt |
| Ignition Type | Northstar Multi-Coil LSI |
| Electronic Control Module | Delco Electronics Waterproof Marine Controller (M.E.F.I. 4) |
| Alternator Output Rating | 70 amps at 2000 RPM |
| Thermostat | 160 degrees |
| Spark Plug Type | Denso TJ14R-P15 |
| Recommended Plug Gap | 0.050" |
| Firing Order | 1-8-7-2-6-5-4-3 |
| Recommended Battery Rating | 550 cold cranking amps for 30 sec at 0 degrees Fahrenheit |
| Oil Capacity | 8 quarts with filter change—verify with dipstick |
| Oil Type | SAE 15W-40, CG-SJ4 |
| Oil Filter Type | PF454 |
| Transmission Fluid Capacity | 4 quarts with V-drive transmission 2-1/2 to 3 quarts with 1.5:1 transmission |
| Initial Timing | 10 degrees BTDC at 1000 fixed RPM Factory set—Not Field Adjustable |
| Total Ignition Advance | Varies as a function of input information |
| Cylinder Numbering Front to Rear | Left bank 1-3-5-7 Right bank 2-4-6-8 |

| <u>Prod</u> | <u>Engine</u> | <u>Transmission</u> | <u>Seat</u> | <u>Propeller</u> |
|------------------|---------------|---------------------|------------------|------------------|
| 19 Skier | TBI | 1:1 | 47.5" X 1" | 13" X 14" |
| 19 Skier | TBI | 1.5:1 | 48-1/8" X 1-1/8" | 14" X 20" |
| ProStar 197 | TBI | 1:1 | 49" X 1" | 13" X 14" |
| ProStar 197 | TBI | 1.5:1 | 51" X 1-1/8" | 14" X 20" |
| ProStar 197 | LTR | 1:1 | 49" X 1" | 13" X 13" |
| ProStar 197 | LTR | 1.5:1 | 51" X 1-1/8" | 14" X 18" |
| ProStar 197 | 6.0L | 1:1 | 49" X 1" | TBD |
| ProStar 197 | 8.1L | 123.1 | 48-1/8" X 1-1/8" | 14" X 18" SSI |
| ProStar 190 | TBI | 1:1 | 49" X 1" | 13" X 14" |
| ProStar 190 | TBI | 1.5:1 | 51" X 1-1/8" | 14" X 20" |
| ProStar 190 | LTR | 1:1 | 49" X 1" | 13" X 13" |
| ProStar 190 | LTR | 1.5:1 | 51" X 1-1/8" | 14" X 18" |
| ProStar 190 | 6.0L | 1:1 | 49" X 1" | TBD |
| ProStar 190 | 8.1L | 123.1 | 48-1/8" X 1-1/8" | 14" X 18" SSI |
| ProStar 209 | TBI | 1:1 | 47-1/2" X 1" | 14" X 20" |
| ProStar 209 | TBI | 1.5:1 | 49-1/2" X 1-1/8" | 13" X 14" |
| ProStar 209 | LTR | 1.1 | 47-1/2" X 1" | 13" X 13" |
| ProStar 209 | LTR | 1.5:1 | 49-1/2" X 1-1/8" | 14" X 18" |
| ProStar 209 | 6.0L | 1.1 | 47-1/2" X 1" | TBD |
| ProStar 209 | 8.1L | 123.1 | 45-1/2" X 1-1/8" | 14" X 18" SSI |
| ProStar 205VRS | TBI | 1.5:1 | 52-1/4" X 1-1/8" | 14" X 20" |
| ProStar 205VRS | LTR | 1.5:1 | 52-1/4" X 1-1/8" | 14" X 18" |
| X-5 | TBI | 1:1 | 47.5" X 1" | 13" X 14" |
| X-5 | TBI | 1.5:1 | 48-1/8" X 1-1/8" | 14" X 20" |
| X-7 | TBI | 1:1 | 49" X 1" | 13" X 14" |
| X-7 | TBI | 1.5:1 | 51" X 1-1/8" | 14" X 20" |
| X-7 | LTR | 1:1 | 49" X 1" | 13" X 13" |
| X-7 | LTR | 1.5:1 | 51" X 1-1/8" | 14" X 18" |
| X-7 | 6.0L | 1:1 | 49" X 1" | TBD |
| X-7 | 8.1L | 123.1 | 48-1/8" X 1-1/8" | 14" X 18" SSI |
| X-9 | TBI | 1:1 | 47-1/2" X 1" | 13" X 14" |
| X-9 | TBI | 1.5:1 | 49-1/2" X 1-1/8" | 14" X 20" |
| X-9 | LTR | 1.1 | 47-1/2" X 1" | 13" X 13" |
| X-9 | LTR | 1.5:1 | 49-1/2" X 1-1/8" | 14" X 18" |
| X-9 | 6.0L | 1.1 | 47-1/2" X 1" | TBD |
| X-9 | 8.1L | 123.1 | 45-1/2" X 1-1/8" | 14" X 18" SSI |
| X-Star | TBI | 1.5:1 | 52-1/4" X 1-1/8" | 14" X 20" |
| X-Star | LTR | 1.5:1 | 52-1/4" X 1-1/8" | 14" X 18" |
| X-10 | TBI | 1.5:1 | 52-1/4" X 1-1/8" | 14" X 20" |
| X-10 | LTR | 1.5:1 | 52-1/4" X 1-1/8" | 14" X 18" |
| X-10 | 6.0L | 1.5:1 | 52-1/4" X 1-1/8" | TBD |
| X-10 | 8.1L | 129.1 | 52-1/4" X 1-1/8" | 14" X 18" SSV |
| X-30 | TBI | 1.5:1 | 52-1/4" X 1-1/8" | 14" X 20" |
| X-30 | LTR | 1.5:1 | 52-1/4" X 1-1/8" | 14" X 18" |
| X-30 | 6.0L | 1.5:1 | 52-1/4" X 1-1/8" | TBD |
| X-30 | 8.1L | 129.1 | 52-1/4" X 1-1/8" | 14" X 18" SSV |
| MariStar 210 VRS | TBI | 1.5:1 | 52-1/4" X 1-1/8" | 14" X 20" |
| MariStar 210 VRS | LTR | 1.5:1 | 52-1/4" X 1-1/8" | 14" X 18" |
| MariStar 210 VRS | 6.0L | 1.5:1 | 52-1/4" X 1-1/8" | TBD |
| MariStar 210 VRS | 8.1L | 129.1 | 52-1/4" X 1-1/8" | 14" X 18" SSV |
| MariStar 230 VRS | TBI | 1.5:1 | 52-1/4" X 1-1/8" | 14" X 20" |
| MariStar 230 VRS | LTR | 1.5:1 | 52-1/4" X 1-1/8" | 14" X 18" |
| MariStar 230 VRS | 6.0L | 1.5:1 | 52-1/4" X 1-1/8" | TBD |
| MariStar 230 VRS | 8.1L | 129.1 | 52-1/4" X 1-1/8" | 14" X 18" SSV |



WARRANTY STATEMENT

1. Limited Warranty and Term

MasterCraft warrants to the original retail purchaser that the following components of each new boat shall be free from material defects in materials and workmanship to the extent set forth below, under normal use and when operated and maintained in accordance with MasterCraft's instructions, for the period indicated:


(a) **Deck, Hull, Liner and Stringers**—From the date of the original retail purchase, the deck, hull, liner and stringer system (collectively, "Structural Components") is warranted for as long as the original purchaser owns the boat.

(b) **Gel Coat**—All exterior gel coat surfaces are covered against structural defects under the Limited Warranty and as listed under gel coat manufacturer guidelines. Due to the environmental and customer care effects on gel coat, cosmetic concerns must be addressed with your dealer representative prior to communication with the factory regarding potential coverage. Examples are blisters, scratches, discoloration or fade issues. Stress crazing is not covered but will be reviewed as a customer good-will item on a case-by-case basis. Any issue determined to be of an application/installation item will be reviewed by Customer Service in advance to determine warranty coverage or not. Any gel coat issues will require digital, video or 35mm photos that clearly show the reported issue.

(c) **Engine/Transmission**—Three (3) years from the date of the original retail purchase of the boat. The engines used in MasterCraft boats are supplied by Indmar Products Company, Inc., in Millington, Tennessee ("Indmar"). Indmar's three-year warranty on the engine and transmission is administered by MasterCraft and is subject to the terms and conditions set forth below under "Power Train Warranty."

(d) **Other Component Parts**—One (1) year from the date of the original retail purchase of the boat.

(e) **Trailer and Trailer Component Parts**—One (1) year from the date of the original retail purchase of the boat.



2. Warranty Conditions, Limitations and Exclusions

MasterCraft boats are manufactured by trained craftsmen from high-quality materials and components. However, conditions outside of MasterCraft's control require specific limitations on, and exclusions from, coverage under this warranty. The Limited Warranty on the Structural Components set forth in **Section 1(a)** above does not cover or include the gel coat, including any discoloration, blisters, bubbles or cracks of the gel coat, or any other components fastened or applied to the hull or deck. Furthermore, the Limited Warranty set forth in **Section 1** (including all sub-sections) above does not cover the following:

(a) damage caused by misuse, negligence, accident, collision or impact with any object;

(b) damage caused by any improper alteration or modification to the boat or any of its component parts or accessories, including damage resulting from alteration, modification, repair or replacement in such a way as to increase the cubic-inch capacity or horsepower output of the engine and boat as originally manufactured;

(c) damage caused by the use of improper or contaminated fuel or fluids;

(d) damage caused by the use of customer-applied chemicals or accidental spills;

(e) damage caused by failure to maintain the boat in accordance with the maintenance provisions in the Operations and Maintenance Manual or improper maintenance of the boat;

(f) damage resulting from the use of the boat for any racing, speed, commercial competition or performance demonstration;

(g) damage resulting from use of the boat for rental, commercial or industrial purposes.

- ning, hail storms, flooding, or other natural disaster;
- (j) damage to any component parts and accessories not manufactured by MasterCraft, including but not limited to the engine, drivetrain, transmission, propeller, shift and throttle control levers and cables, pumps, blowers, windshields, canvas, upholstery, towers and accessories, instrumentation and steering systems; however, such items may be warranted by the individual manufacturer, and if possible, MasterCraft will provide the owner with a copy of the manufacturer's warranty;
- (k) damage to the gel coat due to the owner's failure to reasonably maintain the gel coat finish, including, without limitation, discoloration of the gel coat, as this condition is caused by improper care and maintenance; however, fading and chalking of the gel coat above the water line will be covered, provided the gel coat has been appropriately maintained;
- (l) defects caused by improper, non-MasterCraft trailer;
- (m) damage to gel coat caused by improper support of boat on davits, hoist system or boat lift of any kind;
- (n) in-water storage without proper barrier coat and bottom paint; and/or
- (o) damage to the trailer and its parts or components due to abrasions, rock chips, rust, improper care or maintenance, or use in salt or brackish water; the finishes of galvanized trailers, which are designed for use in salt or brackish water, are warranted to be free from damage resulting from use in salt or brackish water for one (1) year.
- (p) damage caused by dealer-installed options or accessories.
- (q) damage caused by consumer-installed options or accessories.

3. **Disclaimer of Implied Warranties**

THE EXPRESS LIMITED WARRANTY SET FORTH HEREIN IS IN LIEU OF ALL OTHER WARRANTIES AND REPRESENTATIONS, EXPRESS OR IMPLIED, AND TO THE MAXIMUM EXTENT PERMITTED BY APPLICABLE LAW, MASTERCRAFT DISCLAIMS, AND THE OWNER HEREBY EXPRESSLY WAIVES, ANY AND ALL OTHER WARRANTIES OR REPRESENTATIONS OF ANY KIND OR NATURE, INCLUDING, BUT NOT LIMITED TO, IMPLIED WARRANTIES OF MERCHANTABILITY AND FITNESS FOR A PARTICULAR PURPOSE. THIS LIMITED WARRANTY GIVES YOU SPECIFIC LEGAL RIGHTS. YOU MAY HAVE OTHERS, WHICH VARY FROM JURISDICTION TO JURISDICTION.

4. **Limitation of Liability**


(a) Consequential Damages. This warranty is for the benefit of the owner and MasterCraft, and shall not create or evidence any right in any third party. To the maximum extent permitted by applicable law, in no event shall MasterCraft be liable for any special, incidental, indirect, or consequential damages whatsoever arising out of the use or inability to use the boat or any component part thereof, even if MasterCraft has been advised of the possibility of such damages or such damages could reasonably have been foreseen by MasterCraft.

(b) Purchase Price Limitation. In any event, MasterCraft's entire liability under any provision of this Limited Warranty shall be limited to the repair or replacement of the boat or component part or the refund of the purchase price paid by the customer for the boat or component part found to be defective within the applicable warranty period. This shall constitute MasterCraft's sole liability and obligation in the event of any claim arising out of its performance or non-performance of any provision of this Limited Warranty. Because some states and jurisdictions do not allow the exclusion or limitation of liability, the above limitations may not apply to you.



the second owner and shall remain in effect for the remainder of the applicable warranty period(s) set forth in **Sections 1(b), (c), (d) and (e)** above (which warranty periods begin to run from the date of the original retail purchase of the boat or trailer, as applicable, by the original retail purchaser), upon delivery of the warranty transfer card and payment of the applicable warranty transfer fee to MasterCraft. With respect to the lifetime Limited Warranty (granted to the original retail purchaser) on the Structural Components set forth in **Section 1(a)** above, if the sale, conveyance or other transfer of the boat by the original retail purchaser of the boat by the original retail purchaser, then the warranty on the Structural Components shall be transferred to the second owner and shall continue in effect for a period of ten (10) years from the date of the original retail purchase of the boat by the original retail purchaser. If the sale, transfer or conveyance of the boat by the original retail purchaser occurs more than three (3) years after the date of the original retail purchase of the boat, then the Limited Warranty on Structural Components (as well as all other warranties) shall be void and shall not be transferable to the second owner.

Only one (1) transfer under the provisions of this **Section 5** (from the original retail purchaser to the second owner), within the applicable time period, may be made. In the event of a sale or transfer to a subsequent purchaser, all coverage under this Limited Warranty shall immediately be terminated and the Limited Warranty shall become null and void. No transfer of this Limited Warranty will operate to extend the warranty periods set forth in **Section 2** above. In order to effectuate the transfer of the Limited Warranty, the original retail purchaser and the new owner must properly fill out the warranty transfer card found in the back of the Owner's Manual and deliver the completed card, together with a check made payable to "MasterCraft Boat Company, Inc." in the amount of the warranty transfer fee, via U.S. mail, postage prepaid, to MasterCraft at the address shown on the warranty transfer card. The card and check for the warranty transfer fee must be post-marked within the time period specified above in this **Section 5** in order for the warranty transfer from the original retail purchaser to the second owner to be effective.



6. Warranty Claims

Subject to the terms of this Limited Warranty, any covered boat or component part with a material defect in materials or workmanship which is returned to an authorized MasterCraft repair facility or MasterCraft's factory during the appropriate warranty period will be repaired or replaced, at MasterCraft's sole option, without charge to the owner. This provision is subject to the following terms and conditions:

- (a) MasterCraft shall only be obligated to repair or replace those items which prove defective, in MasterCraft's sole discretion, upon examination by MasterCraft's authorized personnel.
- (b) MasterCraft warrants its repairs or replacements only for the remainder of the applicable warranty period.
- (c) MasterCraft shall, in its sole discretion, fulfill its obligation to repair or replace any defective item at its factory or authorized repair facility.
- (d) The owner shall be responsible for all costs associated with the transportation of the boat, towing bills, trailer or part(s) to the authorized MasterCraft facility and for any return transportation.
- (e) Proper prior approval is received from the MasterCraft Customer Service department.

7. No Modification of Warranty

No oral or written information, advice or communication of any nature by or from MasterCraft or its representatives, employees, dealers, agents, distributors or suppliers shall create a warranty or in any manner increase or modify the scope of this Limited Warranty.

WARRANTY STATEMENT

The following information reflects certain conditions established by the engine manufacturer, which is provided as a guideline for dealers to review. Be advised that the MasterCraft Limited Warranty takes precedence.

MasterCraft Boat Company (Indmar Products Company, Inc.), 100 Cherokee Cove Drive, Vonore TN 37885, administers the Indmar engine warranty on marine propulsion engines sold by it (the "product"):

A. For a period of thirty-six (36) months commencing from the date of purchase or the date of commencement of the product use, whichever occurs sooner, in the case of non-commercial use.

B. For a period of three (3) months commencing from the date of purchase or the date of commencement of the product use, whichever occurs sooner, in the case of commercial use.

These are warranted only in the United States—excluding its territories.

A. Persons Applicable

This warranty is extended only to the original retail purchaser, except in instances of a transfer to the second owner only for a fee. Warranties of any nature to any other person are hereby specifically excluded.

B. Implied Warranties

All implied warranties of merchantability and fitness for the particular purpose are specifically limited in duration to the fore-going periods of this limited warranty. Some states do not allow limitations on how long an implied warranty lasts, so the above limitation may not apply to you.

C. Coverage

The product is warranted to be free from defects in material and workmanship under normal use and service during the period of this Limited Warranty. If the product or defective part thereof is, upon examination, determined to be thus defective, MasterCraft (Indmar) shall repair or, at its option, provide a replacement of equivalent quality (new or rebuilt, at its option).

D. Procedure

For warranty claims to be asserted hereunder, the product or defective part thereof, together with a written notice of itemized defects must be returned to the retailer from whom the product was purchased or to any other convenient Indmar dealer.

To obtain the location of an authorized dealer or service center in your area, write to Indmar requesting such information.

In the event that the local Indmar dealer is unable to remedy a warranty defect in the product, the product or defective part thereof, together with a written notice of itemized defects, must be returned to Indmar at the above address with freight and insurance charges pre-paid.

All insurance and freight charges for return by Indmar of the product (or its substitute) to the original retail purchaser shall be paid by the original retail purchaser.

Expenses for labor incurred by Indmar in the repair of any warranted products shall be paid by the original retail purchaser to the extent that such expenses for labor exceed the specified service rates of Indmar in effect at the date of receipt of the product by Indmar. A schedule of service rates of Indmar may be obtained from any authorized Indmar dealer.



tion of incidental or consequential damages, so the above limitation or exclusion may not apply to you.

F. Trade Accessories

No warranty of any character is made with respect to trade accessories not manufactured by Indmar.

G. Voiding Warranty

This warranty is specifically voided and shall NOT apply under the following conditions:


- I. When the product or any part thereof is subjected to accident, alteration, abuse, misuse, neglect or improper maintenance.
- II. When the product is serviced by unauthorized persons.
- III. When damage to the product results from causes not arising out of defects in material or workmanship.

Indmar does not authorize any person, firm or corporation to alter this Limited Warranty or create any other obligation relating to the product. This warranty gives you specific legal rights, and you may also have other rights which vary from state to state.

**Indmar Products Co., Inc.
5400 Old Millington Road
Millington TN 38053**



AND TRANSFER



For first purchase of a specific MasterCraft boat, the original owner will receive a warranty registration card to complete and turn in. You should be aware that under federal law, completion of the warranty card is a requirement and should be completed as follows:

1. Dealer must complete the three-part warranty at date of sale, completing the checklist and verifying issues with the customer.
2. Dealer must secure buyer's signature!
3. Dealer provides one copy to the new owner, retains one for the dealership files, and forwards the remaining copy to MasterCraft.
4. Card must be mailed to the manufacturer within three days of the sale.

If the MasterCraft boat is sold, MasterCraft offers a transferrable warranty to the second owner. In accordance with the MasterCraft Limited Warranty, the remaining warranty against structural defect in the hull and deck will be transferred to the new owner when the following has been accomplished and verified:

- Receipt of the completed form below
 - Copy of the sales invoice
 - Payment of \$450 within fourteen (14) days of the sale date.
- Upon verification, the remaining warranty will transfer, retroactively to the sale date.

WARRANTY REGISTRATION TRANSFER (forward this copy to MasterCraft)

Boat Serial Number _____ Model Year _____

Engine Make _____ Serial No. _____ Trans Type _____ Serial No. _____

PLEASE PRINT

Previous Owner _____

Owner's Name _____

Street Address _____

City _____ State _____ Zip _____

Home Phone _____ Work Phone _____

Date of Purchase _____ Owner Signature _____

(must be signed)

Be sure to enclose payment and a copy of the purchase receipt within 14 days of the sale date.

MASTERCRAFT PARTS

**You bought the best...
...now keep it that way!**


Recognizing the pride that MasterCraft owners take in their boats, MasterCraft has been diligently working to develop our own line of products designed specifically to ensure a better-looking, longer-lasting product.

Your 2002 model ProStar, X-Series or MariStar boat is the first full model year to be able to utilize these products. As you maintain your boat over the coming years, use Genuine MasterCraft Parts (GMP) to keep the pride!

MasterCraft Marine Motor Oil

The life of your marine engine is dependent upon proper lubrication. That is why we've developed the MasterCraft Marine Motor Oil. This premium marine motor oil is formulated specifically for MasterCraft Boat Company for use in high performance marine engines. The oil provides high viscosity and film strength for engine protection in high-load applications. You cannot get the same formula in any other engine oil!

MasterCraft oil is designed to protect against corrosion, wear, oxidation, varnish and sludge deposits. When used as directed in the Owners Operation and Maintenance Manual, this oil assures compliance with MasterCraft warranty requirements. MasterCraft Marine Motor Oil is an exclusive product available only through genuine MasterCraft dealerships!




MasterCraft Premium All-Purpose Cleaner

Most MasterCraft boat owners pay attention to the details, especially when it comes to the maintenance and life of the boat interior. We give you information in the Operations and Maintenance Manual on how to extend the life of the boat interiors. We especially caution to avoid certain household cleaners, powdered abrasives, steel wool and industrial cleaners that can cause damage and discoloration. Dry cleaning fluids and lacquer solvents should not be used because they will remove the printed pattern and gloss.

No cleaner can remove every mark or stain, but we provide a table in the Manual that tells the owner what to use and how to treat many stains. For regular maintenance, however, we've never told you what to use—just what not to use. Now, with this new product, MasterCraft Premium All Purpose Cleaner, you can do it right!

A powerful foam cleaner that cuts through grease, dirt and grime, the foam clings to vertical surfaces and penetrates through dirt that accumulates. MasterCraft Premium All Purpose Cleaner is an exclusive product available only through genuine MasterCraft dealerships!



help keep everything looking ship-shape. waxes are not recommended for interior surfaces because many contain dyes or solvents that can permanently damage the protective coating. That's why MasterCraft developed our own Premium Shine & Protectant to guard against ultraviolet rays, environmental conditions and every day use, while adding years of life and beauty.

This product penetrates, protects and beautifies. It contains no fluocarbons either. MasterCraft Premium Shine & Protectant provides a protective shield that gives a long-lasting appeal for plastic, plexiglass, vinyl, rubber, acrylics, formica, wood and leather—so it can be used on more than just the boat!

For best results, consumers should leave the Shine & Protectant on surfaces for several hours or overnight before removing excess. On newly treated surfaces, three applications will give best results. MasterCraft Premium Shine & Protectant is an exclusive product available only through genuine MasterCraft dealerships!

MasterCraft Premium Marine Wax

If you take great pride in the appearance of your boat, by using MasterCraft Premium Marine Wax, you help ensure a long-lasting and attractive shine for the deck and hull. This pre-softened formula combines carnuba wax with efficient cleaning agents that remove oxidation, engine exhaust spill-off and other contaminants.



MasterCraft Premium Marine Wax provides a deep gloss with long-lasting protection from UV rays, salt air and harsh weather conditions. It's great for fiberglass, gel coat, aluminum, chrome and painted surfaces.

This product protects and inhibits color fading and cleans effectively without harmful abrasives, leaving a beautiful glossy shine. It protects against harsh weather conditions, too. Using this GMP product will assist boat owners in following the requirements outlined in the Operations and Maintenance Manual for providing protection over the life of the boat.

MasterCraft Premium Marine Wax is an exclusive product available only through genuine MasterCraft dealerships!

Talk to your dealer about other MasterCraft products available for your boat. And remember:

**You bought the best...
...now keep it that way!**



GMP
GENUINE MasterCraft PARTS

MasterCraft

The leader. And pulling farther ahead.

WORLD HEADQUARTERS:

MASTERCRAFT BOAT COMPANY | 100 CHEROKEE COVE DRIVE | VONORE TN 37885 | USA

423 884 2221 | 423 884 2295 FAX

WWW.MASTERCRAFT.COM